



Climates of Europe, Russia, and the Independent Republics



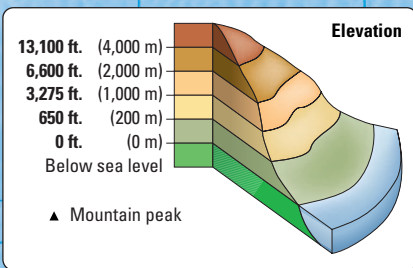
Europe, Russia, and the Independent Republics

Europe, Russia, and the Independent Republics: Physical



FAST FACTS


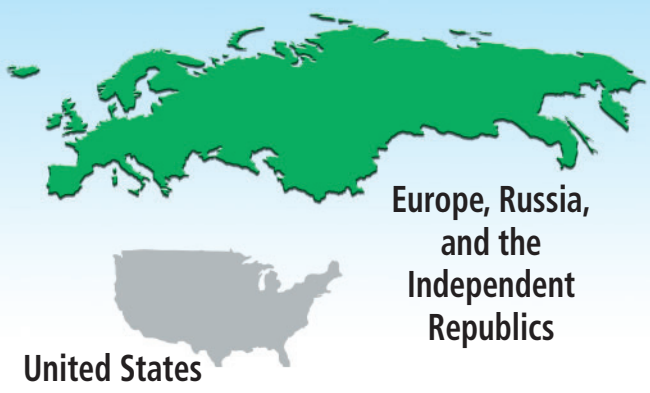
- ✓ **LONG COASTLINE:**
The coastline of Europe alone is 24,000 miles long. Earth measures 24,902 miles around at the Equator.
- ✓ **BELOW SEA LEVEL:**
Almost a third of the Netherlands and a large portion of the land by the Caspian Sea are below sea level.
- ✓ **HIGHEST MOUNTAIN:**
Mt. Elbrus in Russia, 18,510 ft.
- ✓ **DEEPEST LAKE:**
Lake Baikal, 5,714 ft. deep
- ✓ **LARGEST INLAND SEA:**
Caspian Sea, 149,200 sq. mi.
- ✓ **LONGEST RIVER:**
Volga River, 2,193 mi.



GEOGRAPHY SKILLBUILDER: Interpreting Maps and Visuals

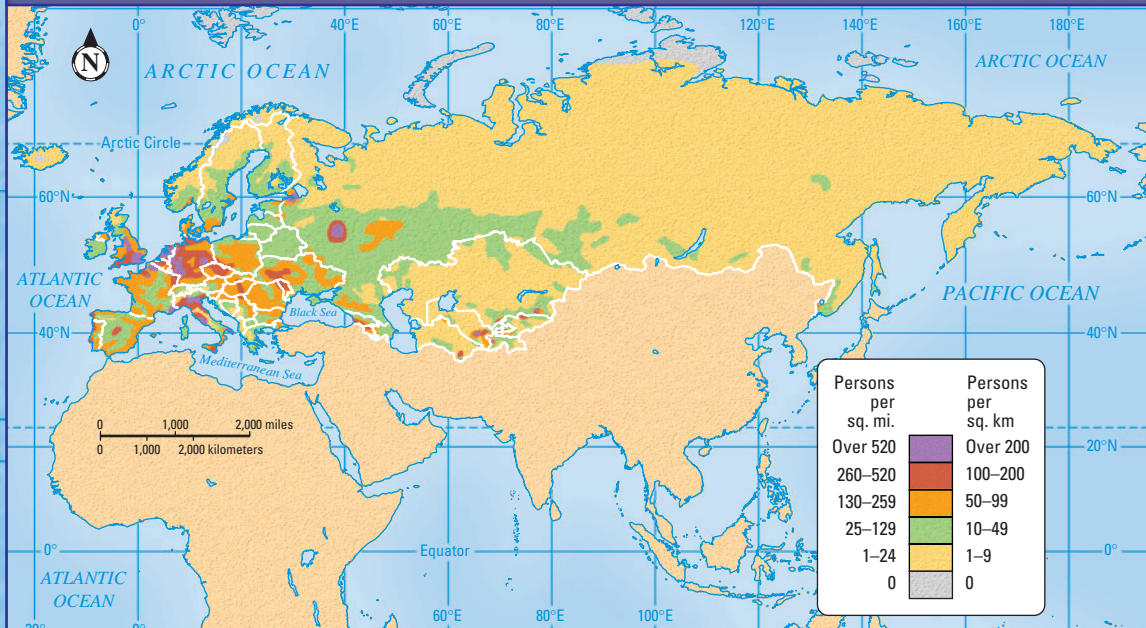
- Location** • Which countries have mountains at their borders?
- Place** • About how many times larger is the population of Europe, Russia, and the Independent Republics than that of the United States?

Europe, Russia, and the Independent Republics—United States Landmass and Population





Population Density of Europe, Russia, and the Independent Republics



Europe, Russia, and the Independent Republics

Europe, Russia, and the Independent Republics: Political



FAST FACTS

- ✓ **SMALLEST COUNTRY IN THE WORLD:**
Vatican City, less than 0.2 sq. mi.
- ✓ **LARGEST COUNTRY IN THE WORLD:**
Russia, 6,592,800 sq. mi.
- ✓ **LONGEST ROAD TUNNEL:**
Oslo, Norway, 15.3 mi. long
- ✓ **OLDEST PAINTINGS:**
Cave paintings near Verona, Italy, at 32,000 to 37,000 years of age

- National boundary
- National capital
- Other city

0 500 1,000 miles
0 500 1,000 kilometers

GEOGRAPHY SKILLBUILDER: Interpreting Maps and Visuals

1. **Location** • Name two countries that do not have seaports.
2. **Movement** • What route would you take to drive from Paris to Bern?

Road Map of Selected European Countries



For updates on these statistics, go to




















Country Flag	Country/Capital	Currency	Population (2001 estimate)	Life Expectancy (years)	Birthrate (per 1,000 pop.) (2000)
	Albania Tiranë	Lek	3,510,000	71	19
	Andorra Andorra la Vella	French Franc	68,000	83	11
	Armenia Yerevan	Dram	3,336,000	75	10
	Austria Vienna	Euro*	8,151,000	78	10
	Azerbaijan Baku	Manat	7,771,000	70	15
	Belarus Minsk	Ruble	10,350,000	68	9
	Belgium Brussels	Euro*	10,259,000	78	11
	Bosnia-Herzegovina Sarajevo	Conv. Mark	3,922,000	73	13
	Bulgaria Sofia	Lev	7,707,000	71	8
	Croatia Zagreb	Kuna	4,334,000	73	11
	Czech Republic Prague	Koruna	10,264,000	75	9
	Denmark Copenhagen	Danish Krone	5,353,000	77	12
	Estonia Tallinn	Kroon	1,423,000	70	8
	Finland Helsinki	Euro*	5,176,000	78	11
	France Paris	Euro*	59,551,000	79	13
	Georgia Tbilisi	Lavi	4,989,000	73	9
	Germany Berlin	Euro*	83,029,000	77	9

*On January 1, 2002, the euro became the common currency for 12 of the member nations of the European Union.

Europe, Russia, and the Independent Republics

DATA FILE

Infant Mortality (per 1,000 live births) (2000)	Doctors (per 100,000 pop.) (1990–1998)	Literacy Rate (percentage) (1991–1998)	Passenger Cars (per 1,000 pop.) (1996–1997)	Total Area (square miles)	Map (not to scale)
41.3	129	83	10 (1990)	11,100	
6.4	253	100	552	174	
41.0	316	98	2	11,506	
4.9	302	100	468	32,378	
83.0	360	99	36	33,436	
15.0	443	100	111	80,154	
5.6	395	99	434	11,787	
25.2	143	86	23	19,741	
14.9	345	98	202	42,822	
8.2	229	98	160	21,830	
4.6	303	99	428	30,448	
4.7	290	100	339	16,637	
13.0	297	99	294	17,413	
4.2	299	100	378	130,560	
4.8	303	99	437	212,934	
53.0	436	99	80	26,911	
4.7	350	100	504	137,830	

For updates on these statistics, go to





















Country Flag	Country/Capital	Currency	Population (2001 estimate)	Life Expectancy (years)	Birthrate (per 1,000 pop.) (2000)
	Greece Athens	Euro*	10,624,000	78	10
	Hungary Budapest	Forint	10,106,000	71	9
	Iceland Reykjavik	Krona	278,000	80	15
	Ireland Dublin	Euro*	3,841,000	76	15
	Italy Rome	Euro*	57,680,000	78	9
	Kazakhstan Astana	Tenge	16,731,000	65	14
	Kyrgyzstan Bishkek	Som	4,753,000	67	22
	Latvia Riga	Lat	2,385,000	70	8
	Liechtenstein Vaduz	Swiss Franc	33,000	73	14
	Lithuania Vilnius	Litas	3,611,000	72	10
	Luxembourg Luxembourg	Euro*	443,000	77	13
	Macedonia Skopje	Denar	2,046,000	73	15
	Malta Valletta	Lira	395,000	77	12
	Moldova Chisinau	Leu	4,432,000	67	11
	Monaco Monaco	French Franc	32,000	79	20
	Netherlands Amsterdam	Euro*	15,981,000	78	13
	Norway Oslo	Krone	4,503,000	79	13
	Poland Warsaw	Zloty	38,634,000	74	10

*On January 1, 2002, the euro became the common currency for 12 of the member nations of the European Union.

Europe, Russia, and the Independent Republics

DATA FILE

Infant Mortality (per 1,000 live births) (2000)	Doctors (per 100,000 pop.) (1990–1998)	Literacy Rate (percentage) (1991–1998)	Passenger Cars (per 1,000 pop.) (1996–1997)	Total Area (square miles)	Map (not to scale)
6.7	392	97	223	50,950	
8.9	357	99	222	35,919	
4.0	326	100	489	39,768	
6.2	219	100	292	27,135	
5.5	554	98	540	116,320	
59.0	353	99	61	1,048,300	
77.0	301	97	32	76,641	
16.0	282	100	174	24,595	
5.1	100	100	592 (1993)	62	
15.0	395	100	242	25,174	
5.0	272	100	515	999	
16.3	204	89	132	9,927	
5.3	261	91	321	124	
43.0	400 (1995)	99	46	13,012	
5.9	664	100	548	0.6	
5.0	251	100	372	16,033	
4.0	413	100	399	125,050	
8.9	236	99	195	124,807	

For updates on these statistics, go to




Country Flag	Country/Capital	Currency	Population (2001 estimate)	Life Expectancy (years)	Birthrate (per 1,000 pop.) (2000)
	Portugal Lisbon	Euro*	10,066,000	76	11
	Romania Bucharest	Leu	22,364,000	70	11
	Russia Moscow	Ruble	145,470,000	67	8
	San Marino San Marino	Italian Lira	27,000	80	11
	Slovakia Bratislava	Koruna	5,415,000	73	11
	Slovenia Ljubljana	Tolar	1,930,000	75	9
	Spain Madrid	Euro*	40,038,000	78	9
	Sweden Stockholm	Krona	8,875,000	80	10
	Switzerland Bern	Franc	7,283,000	80	11
	Tajikistan Dushanbe	Ruble	6,579,000	68	21
	Turkmenistan Ashgabat	Manat	4,603,000	66	21
	Ukraine Kiev	Hryvnya	48,760,000	68	8
	United Kingdom London	Pound	59,648,000	77	12
	Uzbekistan Tashkent	Som	25,155,000	69	23
	Vatican City Vatican City	Vatican Lira/Italian Lira	870 (2000)	N/A	N/A
	Yugoslavia Belgrade	New Dinar	10,677,000	73	11
	United States Washington, D.C.	Dollar	281,422,000	77	15

*On January 1, 2002, the euro became the common currency for 12 of the member nations of the European Union.

Europe, Russia, and the Independent Republics

DATA FILE

Infant Mortality (per 1,000 live births) (2000)	Doctors (per 100,000 pop.) (1990–1998)	Literacy Rate (percentage) (1991–1998)	Passenger Cars (per 1,000 pop.) (1996–1997)	Total Area (square miles)	Map (not to scale)
6.0	312	91	295	35,514	
20.5	184	98	106	92,042	
20.0	421	100	120	6,592,812	
8.8	252	99	955	23	
8.8	353	100	185	18,923	
5.2	228	99	343	7,819	
5.7	424	97	384	195,363	
3.5	311	100	417	173,730	
4.8	323	100	460	15,942	
117.0	201	99	31	55,251	
73.0	300 (1997)	98	N/A	188,455	
22.0	299	100	97	233,089	
5.7	164	100	434	94,548	
72.0	309	88	37	173,591	
N/A	N/A	100	N/A	0.17	
10.4	203	98	173	39,448	
7.0	251	97	489	3,787,319	

GEOGRAPHY SKILLBUILDER: Interpreting a Chart

- Place** • Which country in the region has the highest life expectancy?
- Place** • How many fewer cars per thousand people does Greece have than Germany?