



March 30, 2020

Hello EPS student (Grade 2),

Keeping your head in the game is very important - even when you are not physically in your school building. We've created packets to provide you with opportunities to enhance the skills you've been working on the past several months.

Some of the work and/or questions may seem easy while others may be a bit challenging. It is important to complete the lessons to the best of your ability. We included a wide variety of topics and activities to keep you engaged.

You can work at your own pace. We don't expect you to complete everything in one day. If you finish the packet, our best advice is to read for pleasure.

When school begins again, simply bring these packets to your teachers for review.

If you need anything or have questions about the school closing, your parents can call our administration building at (814) 874-6000.

Be sure to take care of yourself. Get plenty of rest, eat well, and make sure you are washing your hands with soap and water several times a day.

We will see you all after the break.

Mr. Polito, Superintendent

Mrs. Habursky, Assistant Superintendent

NAME: _____

DATE: _____

PP.1

Activity Page

Mark the Vowel Spelling

If a square has a word with the letter 'a' sounded /a/, make it red. If a square has a word with 'a', 'ay', 'ai', or 'a_e' sounded /ae/, make it green.

hayride after happen cape mermaid

yesterday later stamp basic subway

payment acorn padded major fragment

places pad snail mattress math

caper rainstorm packing making painted

NAME: _____

DATE: _____

PP.2

Activity Page

Sound Quest

1. Last May my dad took me on a trip to Spain.
2. We went on a big airplane.
3. We rode on trains.
4. We saw a jail with chains nailed on the sides.
5. We saw lots of paintings and stained glass.
6. We saw the home of a saint.
7. We went on a hike and got caught in the rain.
8. The cupcakes that we had for a snack were awesome!

Directions: Have students circle all of the spellings for the /ae/ sound.

NAME: _____

DATE: _____

PP.3

Activity Page

Scramble Sentence Match



1. her getting painted. Kay is face
-



2. danger! in mouse The is
-



3. playing train. his with is James
-

Directions: Have students unscramble the words to make a sentence matching the picture.

NAME: _____

DATE: _____

PP.4

Activity Page

Illustrate the Words

Directions: Have students illustrate any /ae/ word from the Spelling Tree. Write the word on the line below the picture.

NAME: _____

DATE: _____

PP.5

Activity Page

Mark the Vowel Spellings

If a square has a word with letter 'o' sounded /o/, make it red. If a square has a word with 'o', 'o_e', 'oa', or 'oe' sounded /oe/, make it green.

hotel pole open shop soak

oboe comment moment drop omit

bonus poster problem lot program

opal chop hippo socks polo

block clock oak halo oath

NAME: _____

DATE: _____

PP.6

Activity Page

Sound Quest /oe/

Jo, the Inuit, has a home not so far from the North Pole. While her dad hunts, her home is an igloo. It is made from solid ice blocks. You may not think it, but her home is snug inside. Jo's dad keeps a fire going inside the ice home. There is a hole in the roof to let the smoke from the fire escape.

It is freezing at the North Pole. There are lots of frozen slabs of ice. The wind tosses things around as it swoops down from the Pole. If you go to visit Jo, take lots of thick clothing. Take an overcoat and a scarf. Take boots, too. If you don't, you could end up with frozen toes.

'o_e'

'o'

'oa'

'oe'

Directions: Have students read the story and circle all the spellings for /oe/. Then have them sort the circled words in the chart at the bottom of the page.

Crossword Puzzle

Use the clues to fill in the crossword.

coat	broke	home	over	open
coach	hole	moaned	smoke	soap

Side-to-side

2. When Winter is _____, it is Spring.
3. There is _____ from the fire.
7. I need some _____ to clean my hands.
8. Is the gate _____?
9. There is a _____ in my pocket.

Down


1. I _____ my mom's vase when I dropped it.
4. I _____ because my leg hurt.
5. The soccer _____ is Mister Dave.
6. I would like to go _____ after class.

NAME: _____

DATE: _____

PP.8

Activity Page



NAME: _____

DATE: _____

PP.9

Activity Page

Yes or No?

Write *yes* or *no*.

1. Can a pig ride a bike? _____
2. Do fish stay in a beehive? _____
3. Is green slime good on a sandwich? _____
4. Can you hit a tent stake into the soil? _____
5. Will a pine tree have pine cones? _____
6. Do you like to win a prize when you play a game?

7. Can a snake smile? _____
8. Can a dog tell time? _____
9. Would a tiger tie a string to a kite? _____
10. Can you read a book inside your classroom?

NAME: _____

DATE: _____

PP.10

Activity Page

Sound Quest /ie/

Last Friday, Mike and his dad visited the zoo in Ohio. Mike was excited at the idea of seeing the tigers, but as soon as he saw them, he became scared. (Mike is only five.) His dad tried to tell Mike that it would be fine, but Mike started weeping. He was scared of the tigers! At last, Mike's dad asked Mike if he'd like to see the hippos instead. Mike nodded and his sobs went away. He was quiet as he and his dad tried to find the hippos. Once they found them, Mike started smiling and chatting with his dad.

'i_e'

'i'

'ie'

Directions: Have students read the story and circle all the spellings for /ie/. Then have them sort the circled words on the chart at the bottom of the page.

NAME: _____

DATE: _____

PP.11

Activity Page

Sound Quest /ue/

Last week, my sister and I argued about whether or not unicorns exist. I tried to tell my sister that unicorns are not real, but she did not listen to me. She said that they are just as real as humans. She said that she's seen one. If you ask me, I think she has confused a horse or a mule with a unicorn. We continued our dispute, but then I realized that arguing with her is useless. I will never be able to get her to understand that unicorns don't exist. Besides, it's sort of cute that she thinks unicorns are real.

'u_e'

'u'

'ue'

Directions: Have students read the story and circle all the spellings for /ue/. Then have them sort the circled words on the chart at the bottom of the page.

NAME: _____

DATE: _____

PP.12

Activity Page

Fill in the Blank

paw taught awful lawn caught
daughter hawk faucet saw yawn

1. Miss Smith _____ us to add and subtract numbers.
2. I baited the hook, cast the rod, and _____ a fish.
3. Karen is her parents' _____.
4. That was an _____ storm.
5. Can you cut the grass on the _____?
6. The sink _____ in the kitchen is dripping.
7. I saw you _____, and then I yawned, too.
8. Did you see the _____ chase the mouse?
9. The dog cut his _____.
10. Dad used a _____ to cut the wood.

Directions: Have students complete the sentence with one of the words from the box.

Crossword Puzzle

paw

taught

dawn

lawn

caught

yawn

Side-to-side

2. Grass
4. She _____ me to ride a bike.
6. You do this with your mouth when you are tired.

Down


1. I _____ a fish.
3. This is when the sun rises.
5. An animal's foot

NAME: _____

DATE: _____

PP.14

Activity Page



NAME: _____

DATE: _____

PP.15

Activity Page

Fill in the Blank

taught

caught

daughter

applaud

sauce

argument

auto

bacon

1. My sister and my mom had an _____ over her messed-up room.
2. My sister is my mom's _____.
3. I like to eat _____ and eggs.
4. We picked tomatoes and made _____.
5. My dad _____ me how to tie my laces.
6. We will _____ when the singers finish.
7. I got _____ taking cake from the cake plate.
8. Another word for a car is an _____.

Directions: Have students select the best word from the box to complete each sentence.

NAME: _____

DATE: _____

PP.16

Activity Page

Yes or No?

Write *yes* or *no*.

1. Can a fire make ice cubes? _____
2. Can rain spill from the clouds? _____
3. Is a coat for your legs? _____
4. Is a lamp a parent? _____
5. Is red a number? _____
6. Is ten less than five? _____
7. Can a stump think? _____
8. Do boats float? _____
9. Do cats have six paws? _____
10. Can a fish sing? _____
11. Are boys green? _____
12. Can a mouse add and subtract? _____
13. Can an airplane go fast? _____
14. Are you in fifth grade? _____

NAME: _____

DATE: _____

PP.17

Activity Page

Match the Picture

owl
volcano

railroad
playground

clothing
daughter



daughter



toad

tornado

hoe

airplane

bathrobe

mailman



NAME: _____


DATE: _____

PP.18


Activity Page

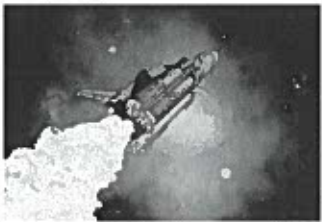
Circle the Spellings


Mark the spellings that make up the names of the things that you see.
Write the names on the lines.


	<input checked="" type="radio"/> n m	oa <input checked="" type="radio"/> ai	<input checked="" type="radio"/> l t
---	---	---	---


_____ nail _____


	s z	w r	i a	ng n
--	--------	--------	--------	---------


	ch l	u au	m n	ch p
---	---------	---------	--------	---------


	r s	au oa	p d
---	--------	----------	--------


	n m	oa ai	l t
---	--------	----------	--------

	b	l	ai	ng
	p	r	au	n

	j	ai	l
	ch	oa	m

	g	ai	t
	b	oa	d

	p	l	l
	c	oa	ay

	ch	au	m
	sh	ai	n

NAME: _____



DATE: _____

PP.19


Activity Page

Match the Words

saucer



hoe



brain



goat



NAME: _____

DATE: _____

PP.20

Activity Page

Spelling Follow-Up

Lessons 1–5

Write a word from the box on the line in the sentence.

sister letter expert born sports
short mark started backyard

1. I like to play in my _____.
2. My _____, Sue, is in fifth grade.
3. Do you like to see _____ on TV?
4. I got a _____ in the mail!
5. I can't wait to get _____ on my book.
6. Are you an _____ on cars?
7. On your _____; get set; go!
8. I was _____ on August 3.
9. He is too _____ to reach the book on the top shelf.

NAME: _____

DATE: _____

PP.21

Activity Page

Spelling Follow-Up

Lessons 6–10

Write a word from the box on the line in the sentence.

page

germ

digit

space

cell

center

carpet

gray

1. What _____ in the book is the start of “The Spelling Bee”?
2. My cat is _____ and white.
3. We spilled grape drink on the white _____.
4. Use soap to keep things _____-free.
5. I missed the answer to the math problem by one _____.
6. The sun is in outer _____.
7. The room was so small, it seemed like a _____.
8. The _____ of the ham is not cooked.

NAME: _____

DATE: _____

PP.22

Activity Page

Spelling Follow-Up

Lessons 11–15

Write a word from the box on the line in each sentence.

knotted	knitting	knocked	whipped
whined	quitting	quacked	wringing

1. The duck _____ as he went to the lake.
2. My sneaker laces are so _____ that even Mom can't fix them!
3. He _____ on the closed gate.
4. Mom used the mixer as she _____ the icing for the cake.
5. My mom is _____ a scarf for me.
6. I am not _____ the team just because I made a mistake.
7. My sister _____ all the way home because she did not get a toy.
8. We are _____ out the wet clothes.

NAME: _____

DATE: _____

PP.23

Activity Page

Spelling Follow-Up

Lessons 16–20

Write a word from the box on the line in each sentence.

under

road

open

brave

minus

last

foe

robber

1. Three _____ one is two.
2. The _____ was closed due to the wreck.
3. The stream runs _____ the bridge.
4. The _____ took all of the cash.
5. At _____, we can start.
6. I have a _____ dog named Princess.
7. Is the shop _____ yet?
8. The fox is the rabbit's _____ .

NAME: _____

DATE: _____

PP.24

Activity Page

Nouns

1. The waiter set down the plates.
2. The coat is draped over the chair.
3. The cat is sitting in the road.
4. A letter is in the mailbox.
5. The cup is on the saucer.
6. The team ran three miles.
7. Eggs and milk can be used to make pancakes.
8. The acorn fell from the tree and hit the car.

Directions: Have students circle the nouns in the sentences.

NAME: _____

DATE: _____

PP.25

Activity Page

Change Common Nouns to Proper Nouns

1. Let's go to the store.

Let's go to Sam's Shop.

2. The boy went to the zoo.

3. Kim would like to see a program on TV.

4. The man got a book.

Directions: Have students rewrite the sentences, changing the underlined words to proper nouns.

NAME: _____

DATE: _____

PP.26

Activity Page

Change Common Nouns to Proper Nouns

1. The kid went to bed.

Jim went to bed.

2. The man will drive to a state.

3. Let's have a picnic at a park.

4. The boys are going to a shop.

Directions: Have students rewrite the sentences, changing the underlined words to proper nouns.

Find and Fix

David

david and moe are going to red oak park on sunday

with their dog, buster. The park is on jones street. At the

park, they will have a picnic with mister sparks. They

will have hot dogs and root beer. After that, the kids will

toss a stick for buster to fetch. Then david and moe will

hop on their bikes and ride back to their home on raven

street.

Directions: Have students correct the capitalization errors.

NAME: _____

DATE: _____

PP.28

Activity Page

Sort the Nouns

Common Noun

Proper Noun

Directions: Have students write the common and proper nouns from the previous page on this chart.

NAME: _____

DATE: _____

PP.29

Activity Page

Common and Proper Nouns

Directions: Have students circle the common nouns and draw a box around the proper nouns in each sentence.

1. Jeff is reading a book.
2. I want to get a book named *Where the Red Fern Grows*.
3. Alex likes that cartoon.
4. The class is going to see *Frozen*.
5. Kate is having dinner at a diner.
6. The men are having subs at Stan's Snack Shop.
7. My best bud is June Lee.
8. Mom, can Max and Bob visit the Bronx Zoo with us?
9. Dad slipped and fell on his knees.
10. Fern made a robot in the basement.

NAME: _____

DATE: _____

PP.30

Activity Page

Add *-s* or *-es* to the noun.

1. road roads

2. braid _____

3. folder _____

4. couch _____

5. dish _____

6. six _____

7. cake _____

8. hawk _____

9. magnet _____

10. soap _____

Directions: Have students write the plural form of each word.

NAME: _____

DATE: _____

PP.31

Activity Page

Add *-s* or *-es* to the noun.

1. The fox sat on the ground.

The foxes sat on the ground.

2. Their boss went to the store.

3. When did they get the dress?

4. The men are in the trench.

5. We broke the dish.

6. Mop up your mess.

Directions: Have students rewrite each sentence to make the underlined word plural.

NAME: _____

DATE: _____

PP.32

Activity Page

Add *-s* or *-es* to the noun.

1. lake lakes

2. tray _____

3. bus _____

4. torch _____

5. dish _____

6. box _____

7. match _____

8. plate _____

9. teapot _____

10. wish _____

Directions: Have students write the plural form of each word.

NAME: _____

DATE: _____

PP.33

Activity Page

chant awesome flames costume fresh
like dirt leap street nut

Directions: Have students write the synonym from the box on the line beside the word.

1. grand _____

2. outfit _____

3. enjoy _____

4. sing _____

5. acorn _____

6. a fire _____

7. jump _____

8. road _____

9. clean _____

10. soil _____

NAME: _____

DATE: _____

PP.34

Activity Page

auto

carpet

huge

stretch

bandit

torn

blend

silent

hero

minus

1. car _____

2. subtract _____

3. big _____

4. reach _____

5. rug _____

6. outlaw _____

7. ripped _____

8. mix _____

9. a brave human _____

10. quiet _____

Directions: Have students write the synonym from the box on the line beside the word.

NAME: _____

DATE: _____

PP.35

Activity Page

cool broken over stop close
near shrink short white glad

Directions: Have students write the antonym from the box on the line beside the correct word.

1. under _____

2. far _____

3. sad _____

4. tall _____

5. fixed _____

6. stretch _____

7. black _____

8. go _____

9. open _____

10. hot _____

NAME: _____

DATE: _____

PP.36

Activity Page

attic

under

thin

start

add

after

her

moon

Directions: Have students write the antonym from the box on the line beside the correct word.

1. before _____

2. basement _____

3. subtract _____

4. end _____

5. him _____

6. thick _____

7. over _____

8. sun _____

NAME: _____

DATE: _____

PP.37

Activity Page

Verbs

1. I run to the playground.
2. Rabbits hop in their pens.
3. Frogs croak at dark.
4. The sun shines all day.
5. Snakes slither over rocks.
6. The wind sweeps over the plains.
7. I ate cake.
8. Trees bend under the ice.
9. We sing in the morning.
10. Farmer Jim milks the cows.

Directions: Have students draw a wavy line under the action verb in each sentence.

NAME: _____

DATE: _____

PP.38

Activity Page

Nouns and Verbs

sister

begged

hay

sees

pitching

mom

smelled

dog

eat

skipping

house

running

mouse

shiver

groan

taught

teacher

zipper

zipping

shining

sneaker

geese

boy

chimp

tasted

dad

bed

Directions: Have students circle the nouns and underline the verbs

NAME: _____

DATE: _____

PP.39

Activity Page

Grammar

cat cats bench benches

fox _____ chain _____

class _____ hand _____

dish _____ boat _____

1. which park will you visit on sunday

2. i like camping in the tent at lake lee, said tim

3. may sam and i go with her to see miss harper? asked jack

4. the trip to the farm was awesome for the class

Directions: Have students make plural nouns out of the singular nouns. Write the sentences correctly using correct capitalization, end marks, and quotation marks, if needed.

NAME: _____

DATE: _____

PP.40

Activity Page

Adding *-ed* and *-ing*

Add *-ed* or *-ing* to each word and write it in the blank.

1. Spiders are good at _____ insects in their webs.
(catch)
2. Insects stick to a spider's web. But when the spider is _____ the web, it does not stick to it.
(spin)
3. Spiders use their spinnerets when _____ a new web.
(spin)
4. When the insects escaped, they _____ the web.
(destroy)
5. The spider _____ a meal because the insects got away.
(miss)
6. The spider didn't wait and will have the web _____ in no time.
(fix)
7. As soon as the web is _____, the spider waits to catch more bugs.
(fix)
8. Spiders are good helpers for gardeners. They spend their days _____ pests.
(catch)

NAME: _____

DATE: _____

PP.41

Activity Page

Directions: Have students pretend they are the writer of a magazine similar to Kids Excel. Tell them to pretend to interview a person and to use this sheet to help plan their story.

1. The name of my person is . . .

2. I chose this person because . . .


3. What is interesting about my person is . . .

4. One more thing I think is interesting is . . .

Understand Two-Dimensional Shapes

G Explore It

Sort shapes.




Understand Two-Dimensional Shapes



Try It

Draw 3 shapes that are closed and have straight sides.



Understand Two-Dimensional Shapes



How do you know the names of shapes?

<p>triangle</p>	<p>rectangle</p>	<p>hexagon</p>
-----------------	------------------	----------------

Think You look at the sides and corners.

<p>3 sides 3 corners</p> <p>side corner</p> <p>_____</p>	<p>4 sides 4 square corners</p> <p>_____</p>	<p>6 sides 6 corners</p> <p>_____</p>
---	--	---

Talk About It

How are triangles, rectangles, and hexagons alike?
How are they different?

Understand Two-Dimensional Shapes



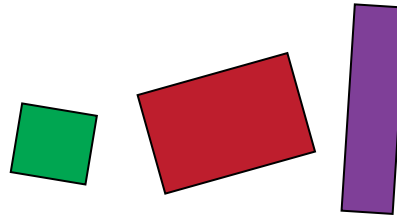
Sort shapes with 4 sides and 4 corners.

Make a dot •
if true.



Describe these rectangles.

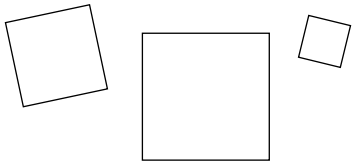
Make an X
if not true.



X 4 sides the same length

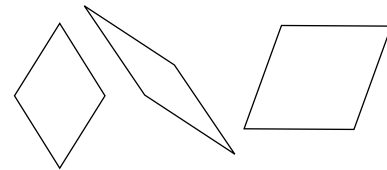
- 4 square corners
- opposite sides the same length

1 Describe these squares.



- ___ 4 sides the same length
- ___ 4 square corners
- ___ opposite sides the same length

2 Describe these rhombuses.



- ___ 4 sides the same length
- ___ 4 square corners
- ___ opposite sides the same length



Talk About It

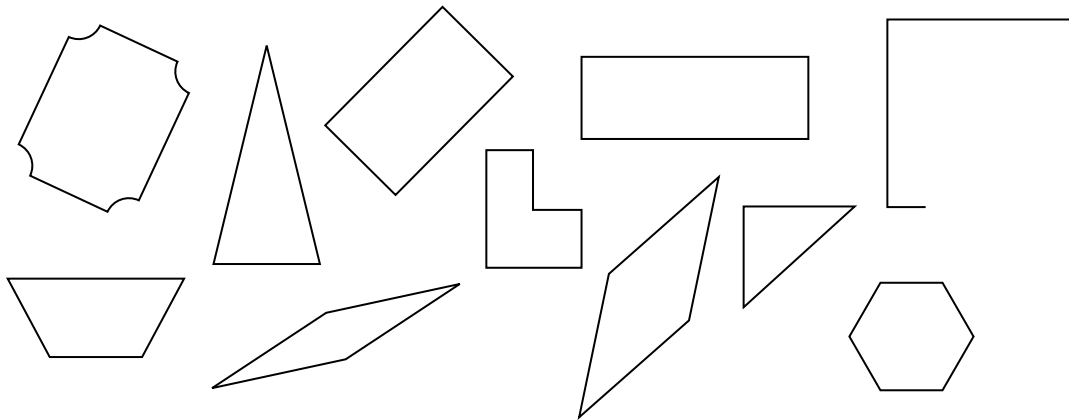
How are these shapes alike? How are they different?

Connect It

Understand Two-Dimensional Shapes

3 Classify Color the shapes.

triangles ■ hexagons ■ rectangles ■ rhombuses ■



4 Create Draw the shape named in each box.

rhombus	trapezoid	square
---------	-----------	--------

5 Evaluate Eve says this shape is a rectangle.

Do you agree?

Why or why not?



Show What I Know


Understand Two-Dimensional Shapes

6 Make the same shape in different ways.

A: Choose a shape to draw. Circle its name.

hexagon triangle rectangle
rhombus square trapezoid

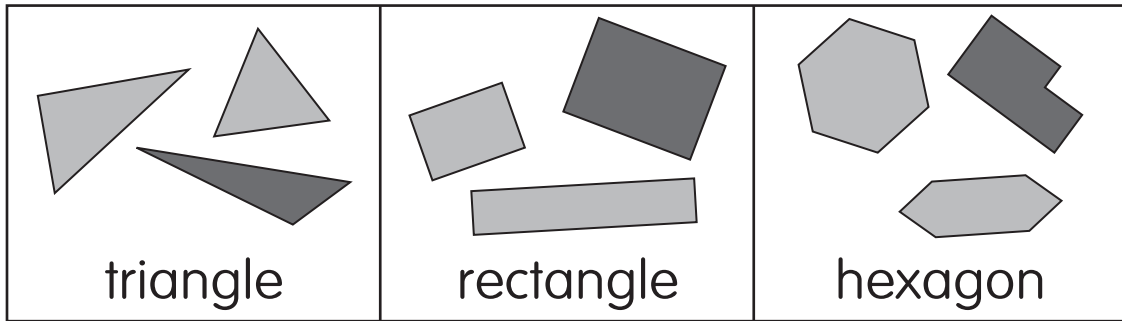
Draw 3 of your shapes. Make each one different in some way.



B: How are your shapes different? How are they alike?

Look at the Example. Then solve.

Example Here are some shapes you know.




Count sides and corners.

Name the shape.

1


3 sides
3 corners

side corner



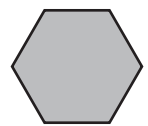
2

4 sides
4 square corners



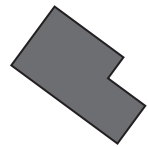
3

____ sides
____ corners



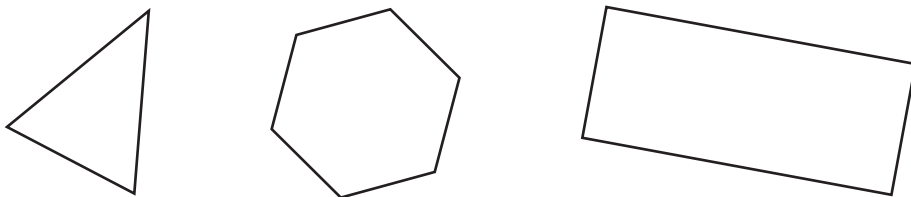
4

____ sides
____ corners

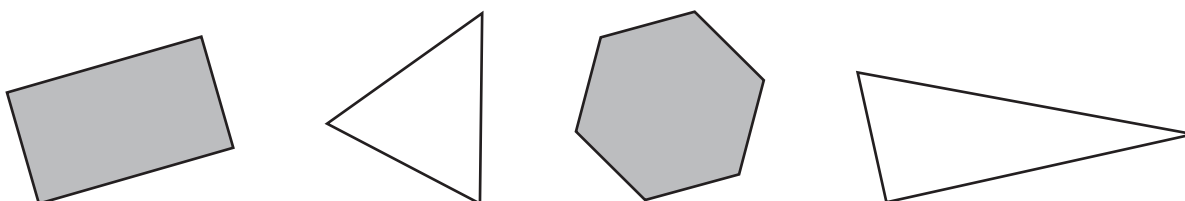





- 5 Color the triangle green. Color the rectangle red.
Color the hexagon yellow.



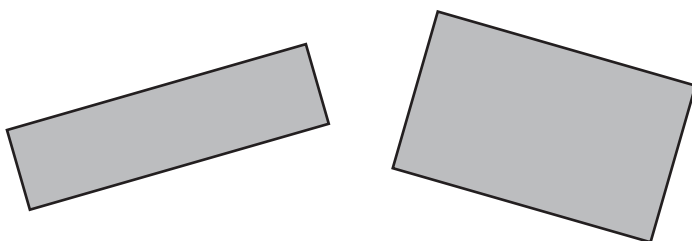
- 6 Color the shapes with square corners blue.



- 7 Circle the shape that has 6 sides and 6 corners.



- 8 What is the same about these two shapes? Circle.

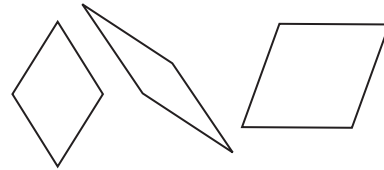


have square corners
number of corners

Name _____

Look at the Example. Then solve.**Example**

Make a dot • if true. → Describe these rhombuses.
 Make an X if not true.

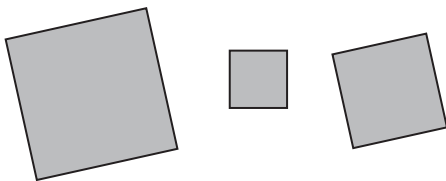


• 4 sides

X 5 corners

• all sides the same length

1 Describe these squares.

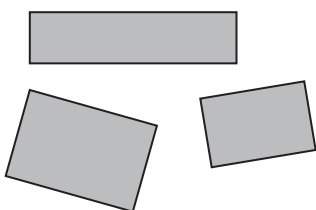


• 4 sides

• all sides the same length

• 5 square corners

2 Describe these rectangles.



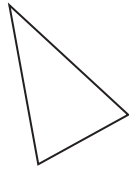
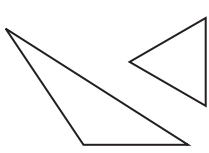
• 4 sides

• opposite sides the same length

• 4 square corners



3 Describe these triangles.

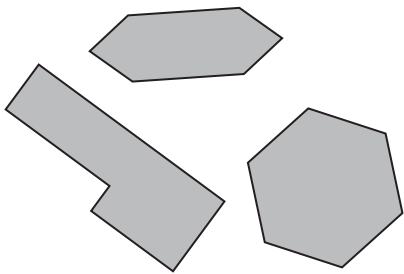


_____ 3 sides

_____ 3 square corners

_____ 3 corners

4 Describe these hexagons.



_____ 6 sides

_____ 6 corners

_____ 6 square corners

5 Look at these shapes.

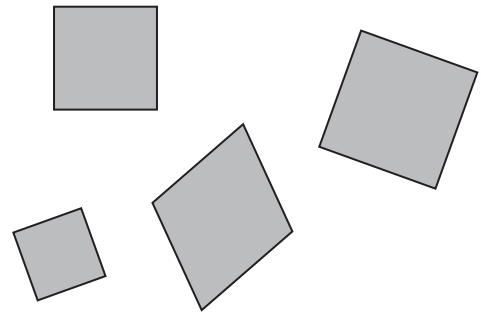
Circle the ways they are alike.

4 sides

4 corners

all square corners

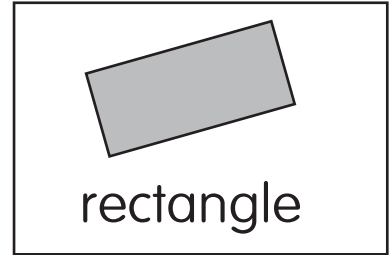
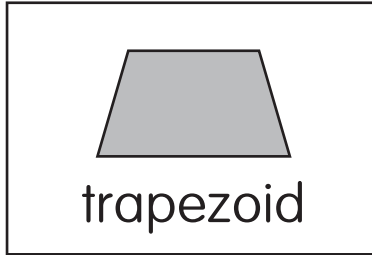
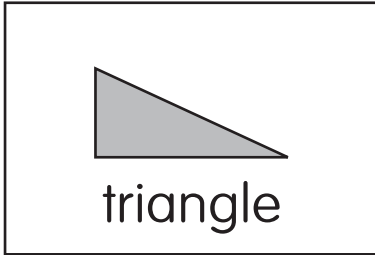
all sides the same length



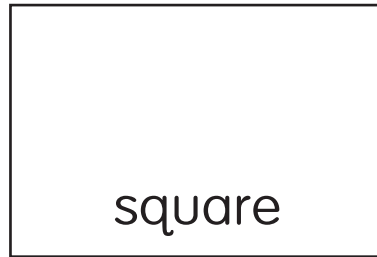
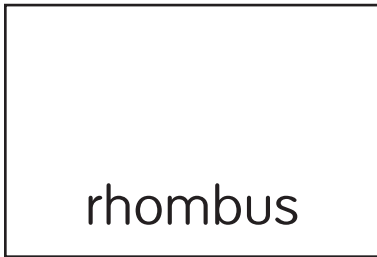
Name _____

Look at the Example. Then solve.

Example Draw each shape.


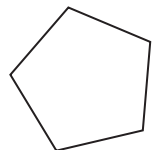
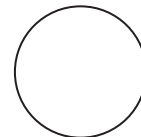
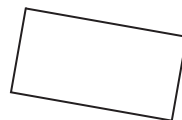

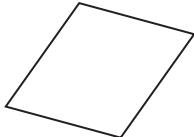
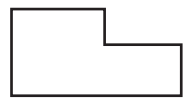
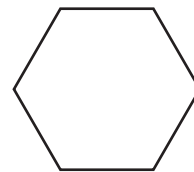
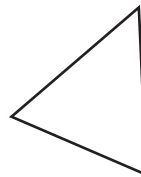
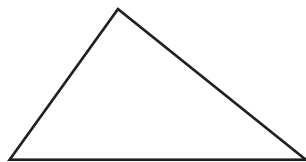
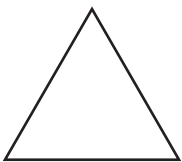


1 Create Draw each shape.

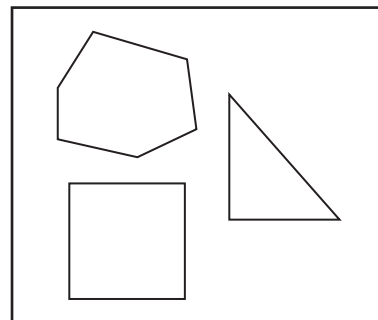
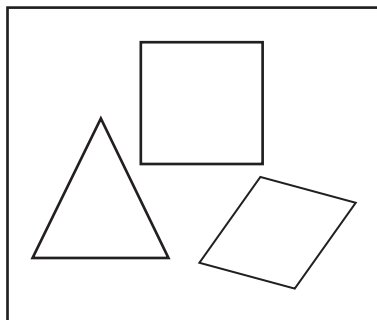
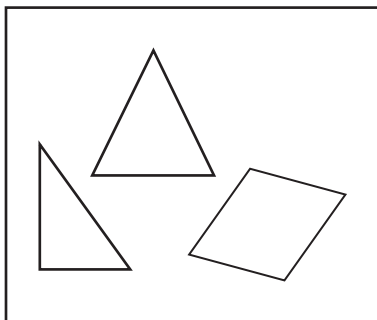


2 Classify Color the triangles yellow.

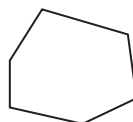
Color the rectangles red. Color the hexagons blue.



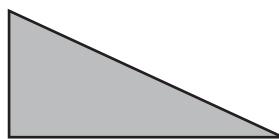
- 3 Analyze** Cross out the shape that does not belong in each box.



- 4 Identify** Circle the hexagons.



- 5 Evaluate** Circle the reasons that this shape is a triangle.



It has 3 sides.

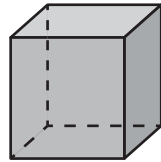
The sides are the same length.

It has 3 corners.

It has 3 square corners.

Look at the Example. Then solve.


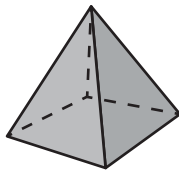

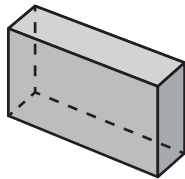
Example What flat shape looks similar to a cube?



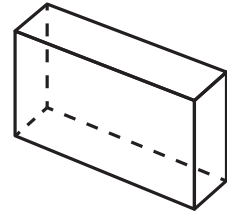
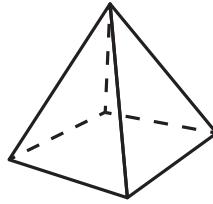
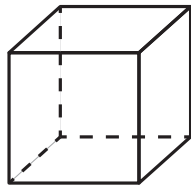
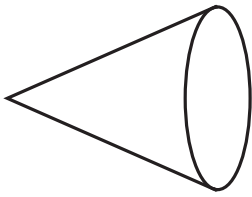
cube

square

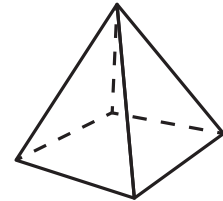
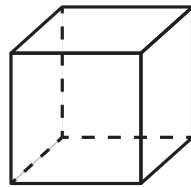
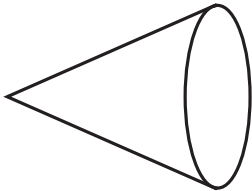
- 1** Draw a line to match each solid shape to a similar flat shape.



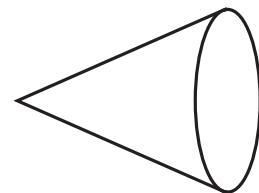
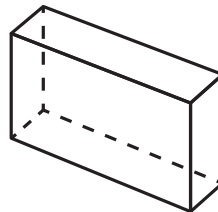
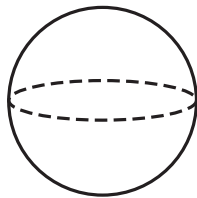
2 Color the solid shapes that have a square face.



3 Color the solid shapes that have a circular face.



4 Color the solid shapes that have curved surfaces.



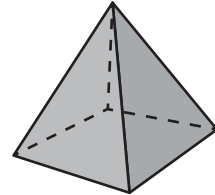
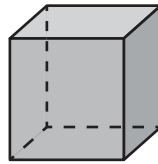
Name _____

Look at the Example. Then solve.**Example**

Circle the statement that is true about both solid shapes.


exactly 6 faces

at least 1 square face

**1** Circle the statement that is true about both solids.

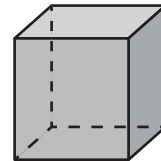
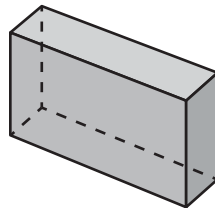
1 curved surface

2 flat faces

**2** Circle the statement that is true about both solids.

6 edges

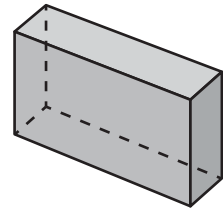
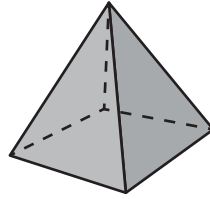
8 vertices



3 Circle the statement that is true about both solids.

exactly 5 faces

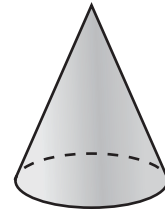
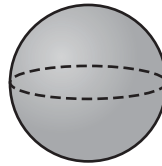
more than 4 edges



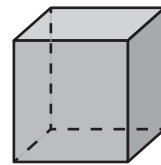
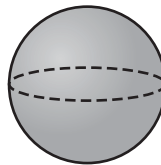
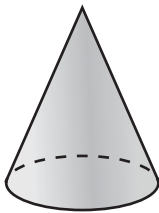
4 Circle the statement that is true about both solids.

1 curved surface

1 flat face



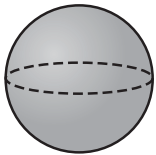
5 Circle the shapes that have at least one flat face.



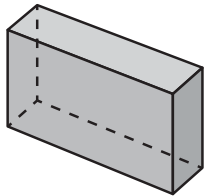
Name _____

Look at the Example. Then solve.**Example**

Which solid shape has a curved surface and 2 faces that are circles? cylinder



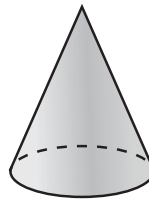
sphere



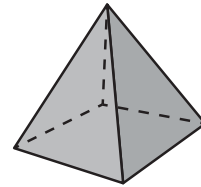
rectangular prism



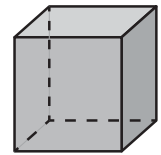
cylinder



cone



pyramid

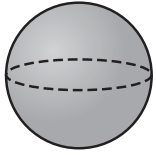


cube

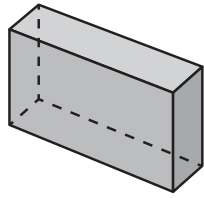
1 Identify Which solid shape has no flat surfaces?

2 Analyze Which solid shape has exactly 5 vertices and 5 sides?






sphere



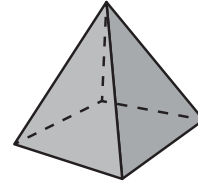
rectangular prism



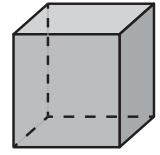
cylinder



cone



pyramid



cube

3 Classify Which two solid shapes have the same number of edges and the same number of vertices?

4 Analyze Describe a rectangular prism.

_____ flat surfaces

_____ edges

_____ vertices

5 Create Draw the flat shapes that make up the faces of this solid shape.

