


Level 0

Tom put the cups in the dishwasher. Tom likes to help in the kitchen. His mom gives him a hug for helping.




Where did Tom put his cup?



Mop



Iron



Dishwasher

Mary Folded her clothes from the dryer. She then went upstairs to her room. She put all her clothes in her dresser.



Where did Mary put her clothes?



Laundry  
Basket



Dresser



Laundry  
Detergent

Max made a mess with his snacks. He wanted to clean the carpet. Max used the vacuum to clean the carpet.



What did Max use to clean the carpet?



Vacuum

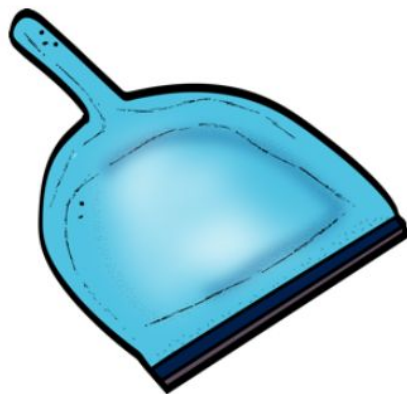


Broom




Washing  
Machine

Jill wanted to clean the kitchen. After dinner she got the dust pan and broom. She swept all the dirt into the dust pan.



Where did Jill sweep all the dirt?



Hanger



Dryer



Dust pan

Mary Folded her clothes from the dryer. She then went upstairs to her room. She put all her clothes in her dresser.



Where did Mary get her clothes?



Laundry  
Detergent



Dryer



Laundry  
Basket

Joe's clothes were dirty.  
Joe put his clothes and  
Laundry Detergent into  
the washing machine to  
get them clean.



Where did Joe put his clothes?



Washing  
Machine



Closet



Iron

Nick helped his mom clean up after breakfast. He used a sponge to clean the dishes and the table.



What did Nick use to clean the dishes and table?



Ironing Board




Mop



Sponge



Jill wanted to clean the kitchen. After dinner she got the dust pan and broom. She swept all the dirt into the dust pan.



What did Jill sweep with?



Mop



Broom



Vacuum

Jay had to get ready for school. He used an iron on an ironing board to keep his shirt neat.



What did Jay use to keep his shirt neat?



Ironing Board



Iron



Hanger

Jay had to get ready for school. He used an iron on an ironing board to keep his shirt neat.



Where did Jay use the iron?



Iron




Hanger




Ironing Board

George got a new shirt at the store. After he washed it, he used a hanger and put it in the closet.



What did he use to hang his shirt?



Hanger

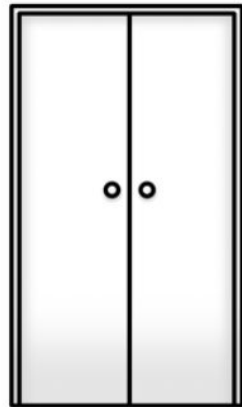


Sponge



Closet

George got a new shirt at the store. After he washed it, he used a hanger and put it in the closet.



Where did George hang his shirt?



Closet



Dresser



Washing  
Machine

Katie came home from school and put her dirty clothes in her laundry basket. She then changed her clothes.



Where did Katie put her clothes?



Laundry  
Detergent



Laundry  
Basket



Sponge

Pam was helping her Dad with chores. She filled a bucket and cleaned the floor with a mop.



What did Pam clean the floors with?



Broom



Mop



Sponge



Dishwasher



Laundry  
Detergent



Closet



Mop



Dust pan



Laundry  
Basket



Vacuum



Broom



Iron



Dryer



Hanger



Dresser




Ironing Board



Washing  
Machine



# THANK YOU TO THESE CLIPART & FONT ARTISTS:



Pixabay

# TERMS OF USE

Life Skilled  
Lessons



Thank you for your purchase! By purchasing this resource, you are agreeing that the contents are the property of [Life Skilled Lessons](#) and licensed to you only for classroom / personal use as a single user. I retain the copyright, and reserve all rights to this product. Please remember to leave feedback so you will earn TpT Credits, which may be applied to your future purchases. [FOLLOW ME ON TPT.](#)

## YOU MAY:

- Use free and purchased items for your own classroom students, or your own personal use.
- Reference this product in blog posts, at seminars, professional development, workshops, or other such venues, ONLY if both credit is given to myself as the author, and a link back to my TpT store is included in the presentation.
- Purchase licenses at a great discount for other teachers to use this resource.

## YOU MAY NOT:

- Claim this work as your own, alter the files in any way, or remove copyright / watermarks.
- Sell the files or combine them into another unit for sale / free.
- Post this document for sale / free elsewhere on the internet (this includes Google Doc links on blogs).
- Making copies of purchased items to share with others is strictly forbidden and is a violation of the TOU / law.

Thank you for abiding by universally accepted codes of professional ethics while using this product. If you encounter an issue with your file, notice an error, or are in any way experiencing a problem, please contact me and I will be more than happy to help sort it out. You can message me at [lifeskilledlessons@gmail.com](mailto:lifeskilledlessons@gmail.com)

# THANK YOU!

Rina Victoria - Life Skilled Lessons 

THANK YOU TO THESE CLIPART & FONT ARTISTS:



Thank you for this purchase. Please remember to leave feedback and you will receive TPT Credits for future purchases. If you have a problem or a question please use the questions section or email me @ [lifeskilledlessons@gmail.com](mailto:lifeskilledlessons@gmail.com) so I can help resolve any issues.

Follow me on:

TPT, Pinterest, Boom Learning & Instagram for more life skilled lessons, teaching tid bits, ABA, and motherhood humor. Thank you again,

Rina Victoria - Life Skilled Lessons



You may also love:

## Brush your teeth Google Slides

Who is brushing their teeth correctly?

This is Kensie. She brushes her teeth after breakfast, lunch and dinner.

This is Tim. He brushes his teeth before bed.



## Sort the Laundry Google Slides Expanded

Sort the  
Laundry

