

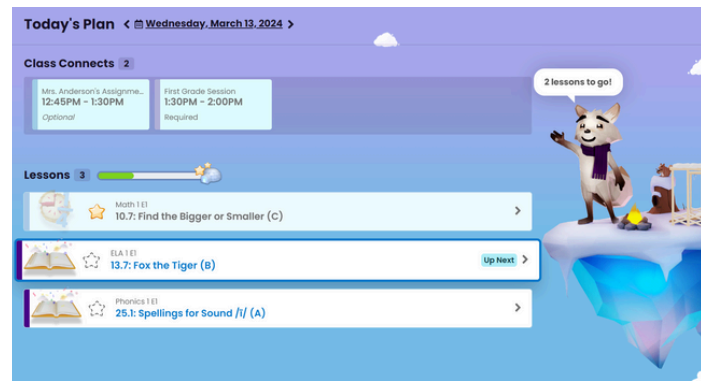
Log-in to:
www.K12.com

Please enter your username and password
NOTE: Your username is your District Id
Your password is your district password plus !

Example: Username: 123456
Password: Flower98!

Today's Plan:

This is your list of assignments to complete .
These assignments will be updated daily.
Please complete one assignment at a time and complete the whole lesson.



Note: The star will turn gold if the student has mastered and completed the lesson



Begin The Assigned Lesson:

When you click on the first assignment the goals of the lesson will pop up first. Please note that the pictures and goals will change with each subject and each assignment.

Math Fact or Review Your Skills:

Math Facts and Review Your Skills is a warm up for your brain.

It should be a review. Please complete all assigned tasks.

Lesson 12 - Number Sense (B)
GET READY
Adding and Subtracting 1, 2, and 3 Math Facts

Which number is equal to each expression?
Drag and drop your answers into the correct boxes.

4 + 2
10 + 1
3 + 8
1 + 11

2 6 11 12 17 19

Lesson 11.2 - Presentation Skills (A)
GET READY
Look Back at Pronouns

Refresh Your Skills

What is a pronoun? Let's review pronouns by answering some questions.

Select the pronoun in the sentence.

George takes his bike to the stop to get fixed.

Check Answer

Lesson 10.2 - Unit Fractions (B)
GET READY
Work with Unit Fractions and Number Lines

Your Turn

This number line shows equal hops from 0 to 1.

What fraction represents each hop?
Enter your answer by filling in the boxes.

Check Answer

Your Turn:

This section is where you will practice the topic of each lesson. Please complete all assigned tasks.

Lesson 10.13 - Reasoning with Fractions (C)
GET READY
Practice Working with Fractions Modeled with Equal Groups

On Your Own

These goldfish are divided into equal groups.
What fraction of the goldfish are outlined?

1/2
 2/3
 1/3
 2/6

Check Answer

On Your Own:

This section is where you will practice the topic of each lesson. Please complete all assigned tasks.

Try it:

This is where you pull out your assigned workbooks and complete the assigned workbook page. Please keep your screen active during this portion to continue to log your minutes

Lesson 10.13 - Reasoning with Fractions (C)
GET READY
Practice Working with Fractions Modeled with Equal Groups



Instructions

Complete [Practice Working with Fractions Modeled with Equal Groups \(PDF\)](#) in your activity book. Then share your work with your Learning Coach, and continue the lesson.



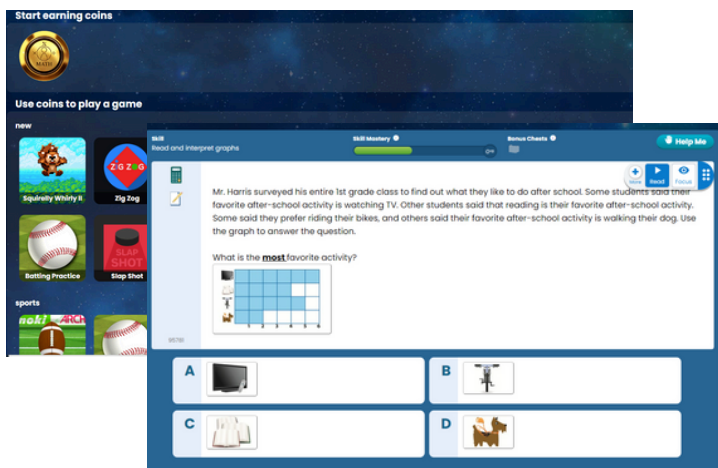
It's time to practice math in Stride Skills Arcade. You will practice for about 20 minutes. When you are finished, close the tab and return to your lessons.

[Skills Arcade](#)



Stride Arcade:

When you are assigned stride arcade please click on the blue link to open the session



Stride Arcade:

Stride Arcade is a game where students answer questions to earn coins. With these coins the students can then play games. The arcade is assigned about 2/3 times a week. When playing this, it counts toward the students time.

Please note: this can also be played for extra practice at any time .



Handwriting!

[Zaner-Bloser Handwriting Book Grade 1](#)

[lined writing paper \(PDF\)](#)

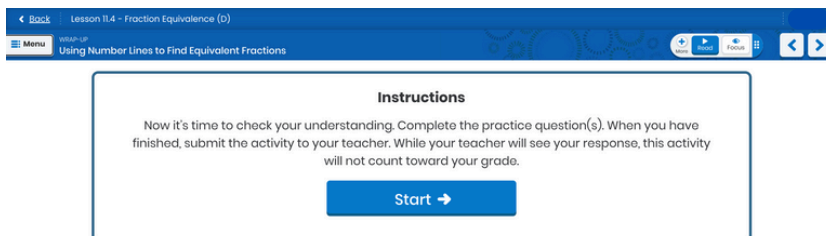


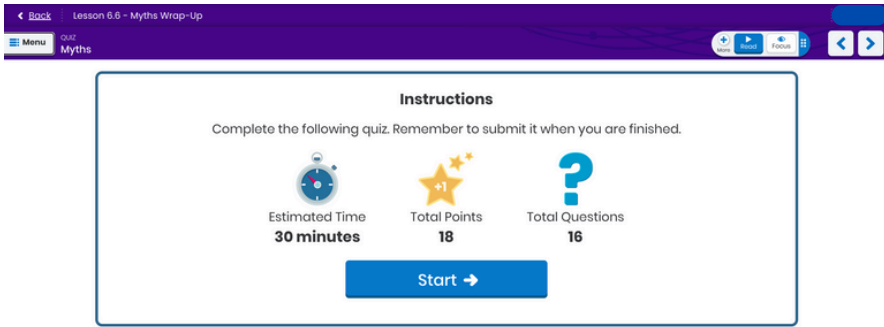
Handwriting:

Each Language Arts Lesson will conclude with a handwriting assignment. Please complete a few pages. Please remember to keep your screen active so that your time will be counted.

Wrap-up:

Each lesson will end with a wrap up. Here is where you show what you have learned.





Quizzes:

These are graded. These are to be completed with very little support from the learning coach.

Please Note: You have the ability to retake any checkpoint.

Mark Complete:

The learning coach will mark the assignments. They will fill in their username and password, after all assignments are complete.

Username: Learning coach username

Password: Epscyber814#



Class Connects 6			
Mrs. Anderson's Assignme... 12:45PM - 1:30PM <i>Optional</i>	First Grade Session 1:30PM - 2:00PM Required	Mrs. Nyberg Assignment ... 1:30PM - 2:15PM <i>Optional</i>	Ms. O'Briens Burst Group- ... 2:00PM - 2:30PM Required

Class Connect Session:

Every day class connect sessions are scheduled. You will see at the top of your to-do list each day when you need to attend.

If you are working from home you **MUST** be on Class Connect.

Class connect also counts towards your daily time.