

# Erie's Public Schools Cyber Choice Academy

Grades 9 & 10  
Cyber Stride Guide



816 N. Park Avenue  
Erie, Pennsylvania 16502  
814-874-6450  
Fax 814-874-6456

Jill Crable, Principal  
Eric Sandberg, Assistant Principal  
Nicole Henry, Assistant Principal



## **TABLE OF CONTENTS**

Welcome.....	3
Trial Period and Academic Support Plan.....	3
In-Person Labs .....	4
Attendance Requirements, District Calendar, Calendar Changes.....	5-7
How To Guides	
● How to Log in to my Chromebook.....	8
● How to Log in to My K-12 Stride Account.....	9-10
● How to Find and Complete My As.....	11-12
● How to Submit a Word document.....	13-17
● How to Check Grades and for Missing Assignments.....	17-19
● How to Join Class Connects.....	19-20
Additional Information	
Materials, State Assessments, and Credit Breakdown.....	20
Pathways to Graduation.....	21-23
Smart Futures.....	23-24
Expectations, SWPBIS, and Final Note.....	24-25
General Overview for Parents.....	26
How to Check my Student’s Grades.....	27-28
How to See if Student has a Scheduled Class Connect.....	28
How to Help Student Improve Their Grade.....	29-30
Cyber Choice Academy Student Checklist.....	32



## **Welcome to EPS Cyber Choice Academy at Emerson-Gridley**

We are so excited that you have chosen to be a part of our Cyber Choice Academy! We are here to help you have a successful school year. Please use this guide to help you navigate the K-12 Stride online learning platform. If you have any questions or concerns, please reach out to your teacher or any member of the administration.

### **Trial Period /Academic Support Plan (ASP)**

Our mission at Erie's Public Schools is to create a personalized pathway of success for each student. To ensure that all Cyber Choice Academy students are enrolled in the learning environment that best meets their needs, we have a three-week trial period. If you meet the required weekly hour and progress standards during the trial period, you will be invited to continue with us here at the Cyber Choice Academy. Students who do not meet the weekly hour and progress standards (hours and activities) during the trial period will be enrolled at their home school.

If at any time you fall behind in your course work and are failing, you will be required to come into the lab at Emerson-Gridley daily and will be placed on an academic support plan.

The academic support plan is an intense 15 consecutive day plan to help get you back on track with course work. If you do not follow the academic support plan or do not come into the building, you will automatically be enrolled at your home school. At the end of the 15 consecutive day ASP, our team will review your progress to determine if you need additional time in our lab, may work continue to work from home, or might need to return to a more traditional building for support.

## IN-PERSON LABS

You are welcome to visit our labs and work with our certified teachers anytime you feel you need in-person support. All students entering our lab will need a photo identification card. You must have **a picture ID on our Infinite Campus program**. We can have one made for you if you do not have one. It is required to enter the building lab sessions.

Our Cyber Labs are on Emerson-Gridley's top floor. We offer two sessions each day: the morning session, from 8-10:50 a.m. and the afternoon session, from 12-3 p.m. Students who attend the morning lab are invited to attend lunch in the cafeteria from 10:50-11:20 a.m. before exiting the building. Students who attend Emerson-Gridley's afternoon lab may arrive at 11:30 a.m. to eat lunch beforehand if they desire. Our high school program operates on an A/B day schedule. Both our in-person labs and Class Connects sessions follow the A/B schedule. Core classes (English, Math, Science, and Social Studies) are scheduled on alternating A/B days. Elective courses are scheduled every day of school.

When attending a lab session, whether morning or afternoon, students are expected to report to school on time and remain for the **entire session**. When students come to the lab, they will receive direct instruction of the daily lesson from their teachers. When students are not in the lab, they must log in daily at the indicated time to required Class Connect sessions. At the Class Connect sessions, they will receive direct instruction of the daily lesson from their teachers.

The Cyber Choice Academy reserves the right to require lab attendance for students who have fallen behind or have not routinely been achieving their attendance requirements. In other words:

1. If you have not met your attendance requirements or course activity requirements for three consecutive weeks, you will be placed on an academic support plan- requiring your attendance in the lab.
2. If you fail to keep pace in your courses, we may similarly require you to attend in-person labs to work with a teacher to get caught up.

Lab sessions give you the opportunity to learn and work in a quiet environment where you have access to teachers in real time. You can get help with quizzes, tests, and comprehensive exams, get mini-lessons on information you're struggling with, or just get help navigating through some tricky concepts.

***NOTE: Attending in person lab and/or required Class Connect sessions does not automatically fulfill your daily attendance and progress requirements. You must complete your daily assignments and plan, which should take you at least 5 hours per day of online work.***



## **Attendance Requirements**

1. As part of the Erie's Public Schools school district, the Cyber Choice Academy follows the EPS school year calendar.
2. Students **MUST** log in to their K-12 Stride account each day school is in session in our district.
3. K-12 Stride sets a "Plan" for each student. Students must complete their "Daily Plan" for each school day or will be marked absent.
4. Students must complete all parts of the lesson, both what is online and workbooks. This should take at least 5 hours.

## **Submitting Excuses for Student Absences**

School attendance is important and directly affects student success. Whenever possible, please try to schedule doctor's appointments and other commitments outside of school hours. If your child is absent from school, please send an excuse in one of the following ways:

1. Drop off a written note or doctor's excuse, including student's name, date of absence and reason for absence, in person at Emerson-Gridley (816 Park Avenue North).
2. Send an email to our Attendance Office at [EGattendance@eriesd.org](mailto:EGattendance@eriesd.org), that includes the information listed above.

# Calendar 2024 – 2025

## COLOR KEY

First and last day of school

Non-attendance day for students

Report Cards Distributed

Parent/Teacher Conferences – Non-attendance day for students

PSSA Testing

Keystone Testing

AUGUST 2024						
S	M	T	W	TH	F	S
				1	2	3
4	5	6	7	8	9	10
11	12	13	14	15	16	17
18	19	20	21	22	23	24
25	26	27	28	29	30	31

SEPTEMBER 2024						
S	M	T	W	TH	F	S
1	2	3	4	5	6	7
8	9	10	11	12	13	14
15	16	17	18	19	20	21
22	23	24	25	26	27	28
29	30					

OCTOBER 2024						
S	M	T	W	TH	F	S
		1	2	3	4	5
6	7	8	9	10	11	12
13	14	15	16	17	18	19
20	21	22	23	24	25	26
27	28	29	30	31		

NOVEMBER 2024						
S	M	T	W	TH	F	S
					1	2
3	4	5	6	7	8	9
10	11	12	13	14	15	16
17	18	19	20	21	22	23
24	25	26	27	28	29	30

DECEMBER 2024						
S	M	T	W	TH	F	S
1	2	3	4	5	6	7
8	9	10	11	12	13	14
15	16	17	18	19	20	21
22	23	24	25	26	27	28
29	30	31				

JANUARY 2025						
S	M	T	W	TH	F	S
			1	2	3	4
5	6	7	8	9	10	11
12	13	14	15	16	17	18
19	20	21	22	23	24	25
26	27	28	29	30	31	

FEBRUARY 2025						
S	M	T	W	TH	F	S
						1
2	3	4	5	6	7	8
9	10	11	12	13	14	15
16	17	18	19	20	21	22
23	24	25	26	27	28	

MARCH 2025						
S	M	T	W	TH	F	S
						1
2	3	4	5	6	7	8
9	10	11	12	13	14	15
16	17	18	19	20	21	22
23	24	25	26	27	28	29
30	31					

APRIL 2025						
S	M	T	W	TH	F	S
		1	2	3	4	5
6	7	8	9	10	11	12
13	14	15	16	17	18	19
20	21	22	23	24	25	26
27	28	29	30			

MAY 2025						
S	M	T	W	TH	F	S
				1	2	3
4	5	6	7	8	9	10
11	12	13	14	15	16	17
18	19	20	21	22	23	24
25	26	27	28	29	30	31

JUNE 2025						
S	M	T	W	TH	F	S
1	2	3	4	5	6	7
8	9	10	11	12	13	14
15	16	17	18	19	20	21
22	23	24	25	26	27	28
29	30					



**Any changes to the school year calendar or educational schedule will be communicated by the district via the district website, [eried.org](http://eried.org), the district's Facebook page, and the One Call telephone notification system.**

What do I do if the school district calls for a...

#### **PARENTAL DISCRETION DAY?**

**Cyber labs will be OPEN.**

If the school district announces a "Parental Discretion Day," students have two options:

1. Come to the Cyber Lab at the regularly scheduled times.
2. Log into Stride from home and work through their "Daily Plan."

#### **VIRTUAL LEARNING DAY?**

**Cyber labs will be CLOSED.**

If the school district announces a "Virtual Learning Day" students should:

1. Stay home and log in to K-12 Stride to complete their "Daily Plan".
2. Attend scheduled Class Connect sessions.

#### **FLEXIBLE INSTRUCTION DAY?**

**Cyber labs will be CLOSED.**

If the school district schedules a "Flexible Instruction Day" students should:

1. Stay home and log in to K-12 Stride to complete their "Daily Plan."
2. Attend scheduled Class Connect session



## **"How To" Guides**

**The pages that follow will help you navigate the K-12 Stride platform and include information about how to:**

- **Log in to your Chromebook**
- **Log in to your K-12 Stride account**
- **Find and complete your assignments**
- **Submit a Word document**
- **Check for grades and missing assignments**
- **Join Class Connects**
- **Log in to Clever**



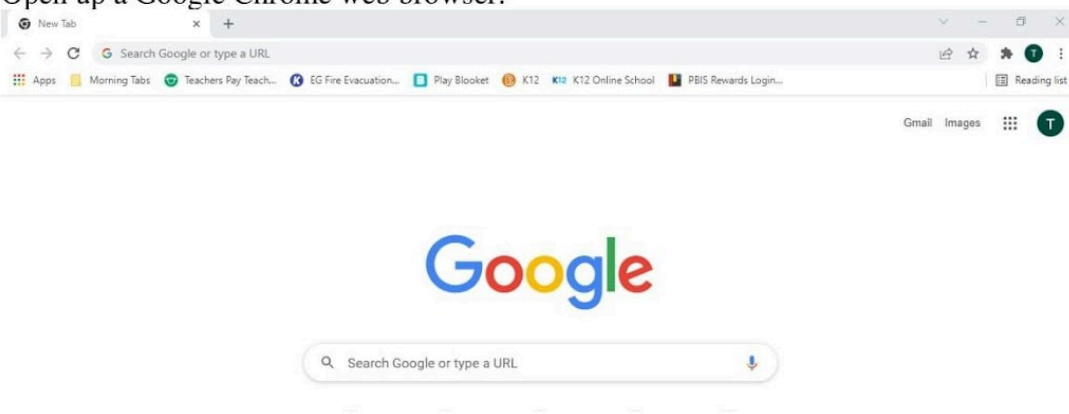
## HOW TO LOG IN TO MY CHROMEBOOK:

1. Open your Chromebook.
2. Enter your 6-digit lunch number as your email to sign in to your Chromebook. (Ex: 123456@eriesd.org)
3. Enter your district-assigned computer password as your password. (The password typically starts with a capital letter, is a strange word, and ends with a number)
4. Click the blue "Next" button on the bottom right of your screen.
5. You have successfully logged in to your Chromebook

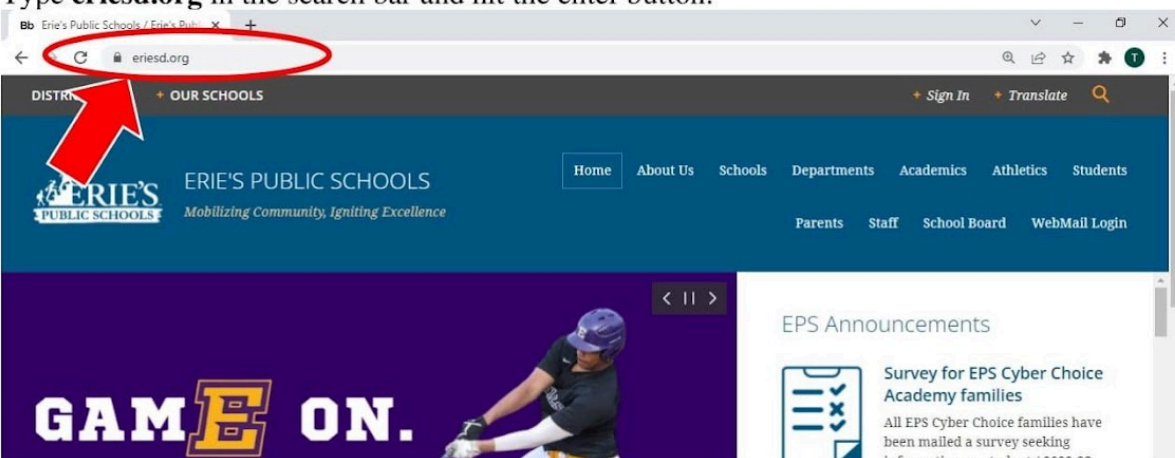
**\*If you have trouble with your school issued Chromebook,  
call our technical support team at 814-874-6181**

## HOW TO LOG IN TO MY K12 STRIDE ACCOUNT:

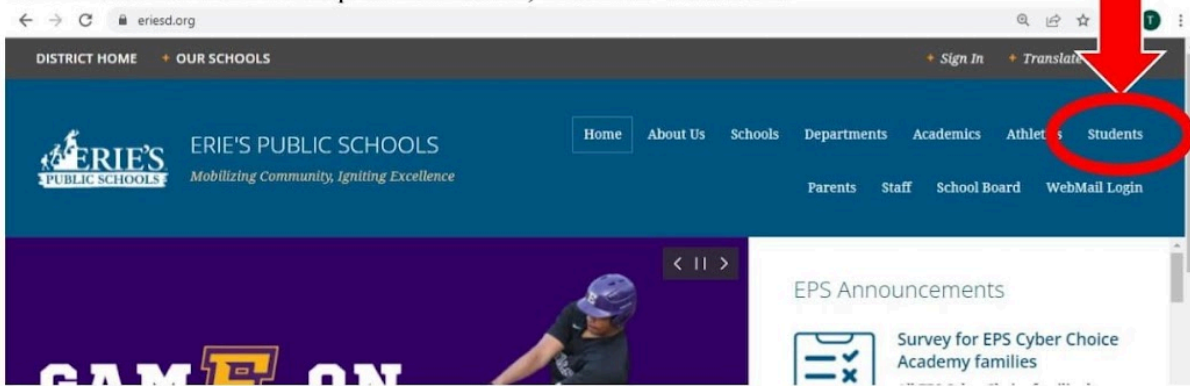
1. Open up a Google Chrome web browser.



2. Type **eriesd.org** in the search bar and hit the enter button.



3. In the blue bar near the top of the screen, click on "Students."



4. Click on the icon that says "EPS Cyber Choice Academy Grades K-8."

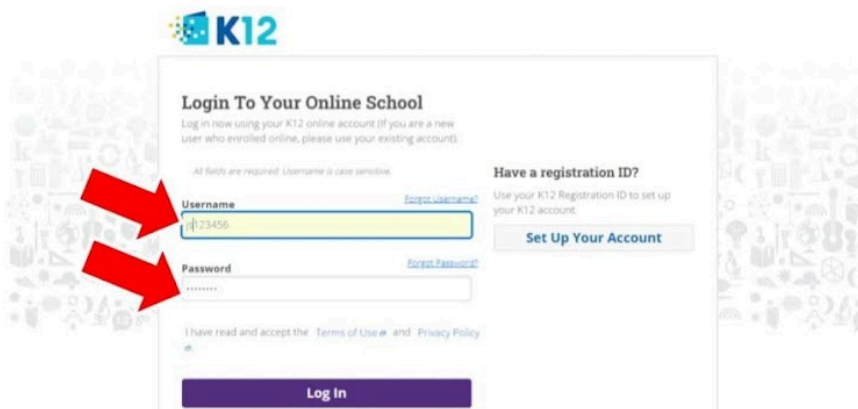


## Student Portal



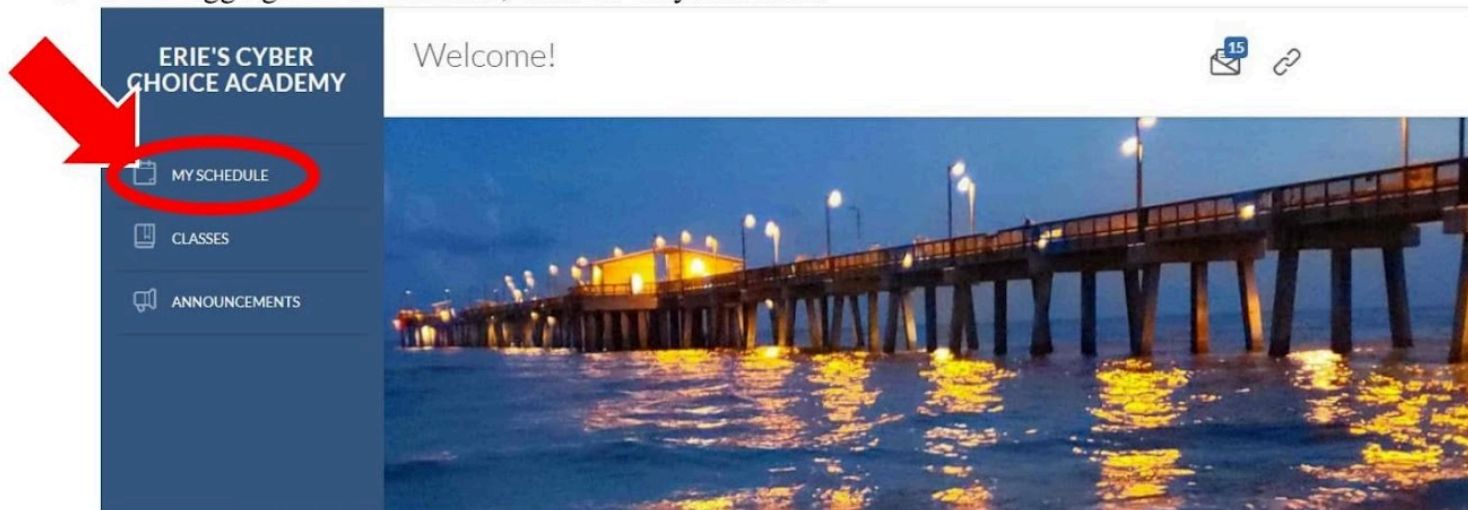
5. Type your initials and 6-digit lunch number in as your username and password. (Yes, they are the same)

6. Click the purple log in button.



## HOW TO FIND MY ASSIGNMENTS:

1. After logging into K-12 Stride, click on "My Schedule."



2. On your schedule, you will see one assignment per class that must be completed each school day.

3. Click on the blue assignment name to start the assignment.

ERIE'S CYBER CHOICE ACADEMY

My Schedule

15

MY SCHEDULE

CLASSES

ANNOUNCEMENTS

March 08, 2022 < > Select Date

Filter by Day Week i

Courses	Assignments	Due	Progress
<a href="#">MTH06E3 Summit Math 6 PA</a>	<a href="#">9.04: Percent Tables 2</a>	All Day	
<a href="#">SCI06E3 Summit Earth Science PA</a>	<a href="#">SCI06E3 Summit Earth Science PA</a>	All Day	
<a href="#">HST06 Summit American History Since 18...</a>	<a href="#">10.06: Democracy Defended</a>	All Day	
<a href="#">ENG06E3 Summit Language Arts 6 PA</a>	<a href="#">6.17: Influential People Unit Review</a>	All Day	

# HOW TO COMPLETE MY ASSIGNMENTS:

1. After selecting an assignment, the progress bar will show you how many topics are in that assignment. You must complete all the topics to complete the assignment successfully.
2. To begin, click on the first blue link.

The screenshot shows a user interface for a math assignment. At the top, there is a navigation bar with 'Class Home', 'Plan', 'Content', 'Progress', 'Grades', 'Tools', 'Feedback', 'Help', and 'More'. Below this, the current assignment is identified as '9.06: Percent Equations: Find the Part' for 'Math 6 (MTH06E3 Summit Math 6 PA)'. A progress bar indicates '0 % 0 of 7 required topics complete'. A red circle highlights this progress bar, with a red arrow pointing to it. Below the progress bar, there is a 'Get Ready' section with a dropdown arrow. A red circle highlights the first item in this section, 'Lesson Introduction: Percent Equations: Find the Part', with a red arrow pointing to it. Other items include 'Quick Check: Multiply Decimals'. On the right side, there is a 'Tasks' section with an 'Add a task...' input field. At the top right, there are icons for a grid, chat, and a notification bell. At the bottom right, there are 'Print' and 'Settings' buttons.

3. Carefully read each slide, watch all videos, and answer all questions. Use the arrows to go on to the next page when you are ready.

The screenshot shows a lesson introduction slide. At the top, there is a navigation bar with 'Back to Content', a menu icon, and the title 'Lesson Introduction: Percent Equations: Find the Part'. On the right side, there are navigation arrows: a left arrow and a right arrow. A red circle highlights the right arrow, with a red arrow pointing to it. Below the navigation bar, there is a 'Print Version' link and a 'Reading Off' button. The main content area features a background image of a cockpit with the text 'Get Ready to Find the Part'. Below the image, there are two buttons: 'Lesson Goals' and 'Lesson Standards'.

4. You know you are finished with the lesson when you reach this page and it shows a full blue circle (this example would mean you are NOT done).

← Back to Content      End of Lesson      >

3/7

**Nice work so far!**

These are the pieces left to complete this lesson:

- Quick Check: Multiply Decimals
- A Closer Look: Use Equations to Find the Part
- Worked Examples: Try Using Equations to Find the Part
- 60-Second Math: Percent Equations: Find the Part

Back to Content

## HOW TO SUBMIT A WORD DOCUMENT/ASSIGNMENT

1. Open the lesson/activity you are trying to submit.

Home      History 6 (HST06 Summit American History Since 1865 ...      Tiffani Rossi as Student

Class Home   Plan   Content   Progress   Grades   Tools   Feedback   Help   More

Search Topics

Bookmarks

Course Schedule 7

Table of Contents 31

Course Materials

5: Taking a Position 3

6: Entering a New Century 9

### Assessment

0% 0 of 2 required topics complete

6.12 Unit Test: Entering a New Century - Part 1  
External Learning Tool

6.12 Unit Test: Entering a New Century - Part 2  
Assignment

Click on the assignment you need to submit.

When you are done, submit your assignment for grading.

Digital materials:  
Entering a New Century Unit Test, Part 2

Print

2. Click on the assignment to download it.

6.12 Unit Test: Entering a New Century - Part 2

Instructions

When you are done, submit your assignment for grading.

Digital materials:

[Entering a New Century Unit Test, Part 2](#)

Submissions

No submissions yet. Drag and drop to upload your assignment below.

Drop files here, or click below!

Upload Record Choose Existing

You can upload files up to a maximum of 100 MB.

3. Download the assignment.

8070557.docx

File Edit Format Tools Help Unsaved

Edits will not be automatically saved. Save now

Download Share

History | Graded Assignment | Unit Assessment: Entering a New Century, Part 2

Name: \_\_\_\_\_

Date: \_\_\_\_\_

**Graded Assignment**

**Unit Assessment: Entering a New Century, Part 2**

(Score for Question 1: \_\_\_ of 2 points)

What did Woodrow Wilson hope his Fourteen Points would accomplish?

Type your answer here.

(Score for Question 2: \_\_\_ of 7 points)

Describe Woodrow Wilson's plan for world peace. Why did it fail? Give at least two reasons.

Notice the red box when I start typing...]

4. An information box will appear once the download is complete. Click **UNDERNEATH** the phrase “download complete” **on the assignment name.**  
*\*Avoid clicking on “show in folder” as this adds more steps and makes it harder for you.*

8070557.docx

File Edit Format Tools Help Unsaved changes Edits will not be automatically saved. Save now

Download Share

Student\_Re... Times New ... 12 B I U A A

History | Graded Assignment | Unit Assessment: Entering a New Century, Part 2

Name: \_\_\_\_\_  
Date: \_\_\_\_\_

**Graded Assignment**  
**Unit Assessment: Entering a New Century, Part 2**  
 (Score for Question 1: \_\_\_ of 2 points)  
 What did Woodrow Wilson hope his Fourteen Points would accomplish?  
 Type your answer here.  
 (Score for Question 2: \_\_\_ of 7 points)  
 Describe Woodrow Wilson's plan for world peace. Why did it fail? Give at least two reasons.  
 Notice the red box when I start typing...

Download manager · now ^  
 Download complete  
 8070557.docx

SHOW IN FOLDER

\*do NOT click on show in folder. This makes it harder.

5. Now you can type your assignment. Your assignment will be automatically saved.

Office Editing for Docs, Sheets & Slides | chrome-extension://bpmcpldpdmajfigpchkicefoigmkfalx/views/app.html

erieds.org bookmarks K12 Online School Our Favorite French...

8070557.docx

File Edit Format Tools Help Download Share

Student\_Re... Times New ...

History | Graded Assignment | Unit Assessment: Entering a New Century, Part 2

Name: \_\_\_\_\_  
Date: \_\_\_\_\_

**Graded Assignment**  
**Unit Assessment: Entering a New Century, Part 2**  
 (Score for Question 1: \_\_\_ of 2 points)  
 What did Woodrow Wilson hope his Fourteen Points would accomplish?  
 Type your answer here.  
 (Score for Question 2: \_\_\_ of 7 points)  
 Describe Woodrow Wilson's plan for world peace. Why did it fail? Give at least two reasons.  
 Now when I type, no red box appears and what I type will be saved.

6. To submit your assignment, go back to the assignment page and upload your assignment.

6.12 Unit Test: Entering a New Century - Part 2

Instructions  
When you are done, submit your assignment for grading.

Digital materials:  
[Entering a New Century Unit Test, Part 2](#)

No submissions yet. Drag and drop to upload your assignment below.

Drop files here, or click below!

You can upload files up to a maximum of 100 MB.

**1.** Click the upload button to find your document.

7. Click on the Downloads folder. Find your assignment and click "open" to attach the assignment.  
\*If you click on date modified it will sort your documents based on when they were last edited.

learning2.k12.com/d2l/le/enhancedSequenceViewer/1400386?url=https%3A%2F%2F43f60dd0-1a11-43d1-b28d-96e9e2abb6d2.sequences.api.brightspace.com%2F1...

eried.org bookmarks K12 | Select one or more files

Recent  
Audio  
Images  
Videos  
**1.** Click downloads  
Downloads  
Play files  
Google Drive

My files > Downloads  
**2.** Find your assignment.

Name	Size	Type	Date modified
Screenshot 2022-01-19 11.02.22 AM...	113 KB	PNG image	Today 11:02 AM
Screenshot 2022-01-19 11.01.33 AM...	100 KB	PNG image	Today 11:01 AM
8070557.docx	25 KB	Word docu...	Today 10:59 AM
Screenshot 2022-01-19 10.59.17 AM...	122 KB	PNG image	Today 10:59 AM
Screenshot 2022-01-19 10.59.04 AM...	111 KB	PNG image	Today 10:59 AM

**3.** Click open  
Cancel Open



8. Click on "Submit."

6.12 Unit Test: Entering a New Century - Part 2

You can upload files up to a maximum of 100 MB.

8070557.docx (24.73 KB) ×

Comments

Submit

Double check that your assignment attached.

Click submit

## HOW TO CHECK GRADES AND FOR MISSING ASSIGNMENTS

1. Select/click on the class you want to check your grades in.
2. Click on "Grades" in the top menu.

Science 6 (SCI06E3 Summit Earth Science PA)

Class Home Plan Content Progress **Grades** Tools Feedback Help More

Science 6 (SCI06E3 Summit Earth Science PA)

Class Updates

Unread Discussions 45

Unread Assignment Feedback 11

Sorry, there was an error loading data. Please try again.

Today's Class Connect Sessions

3. Your current grade will be displayed. Below the grade you will see units and the assignments that you have completed, along with your score.

Science 6 (SCI06E3 Summit Earth Science PA)

Class Home Plan Content Progress Grades Tools Feedback Help More

## Grades

Print

### Final Calculated Grade

Points  
314 / 454

Grade  
D

Grade Item	Points	Grade	Feedback
Unit 1		P	
1.06 Quiz: Classify Earths Spheres	4 / 5	B	
1.08 Quiz: Map Earths Physical Features	4 / 5	B	

4. If you see missing scores or you earned a D/F on an assignment, you should retake or resubmit it.
- First, write down any assignment number you need to redo.

5. To find these assignments, click "Content."

Science 6 (SCI06E3 Summit Earth Science PA)

Class Home Plan **Content** Progress Grades Tools Feedback Help More

## Grades

Print

### Final Calculated Grade

Points  
314 / 454

Grade  
D

6. On the left side, in the search topics box, type the lesson number and hit enter.
7. The folder contains the lesson information, which you should review before retaking your quiz or resubmitting your assignment.
8. After reviewing, click on your quiz or assignment to redo it.

Science 6 (SCI06E3 Summit Earth Science PA)

Class Home Plan Content Progress Grades Tools Feedback Help More

6.15

Search Results

2 Search Results found for "6.15" Clear Search

6.15: Factors Affecting Climate  
Due May 6, 2024 11:59 PM

6.15 Quiz: Factors Affecting Climate  
External Learning Tool  
Due May 6, 2024 11:59 PM

## HOW TO JOIN CLASS CONNECTS

1. Once logged in, click on "My Schedule."

ERIE'S CYBER CHOICE ACADEMY

Welcome!

MY SCHEDULE

CLASSES

ANNOUNCEMENTS

2. Scroll down and look for events.
3. Click on the live Class Connect session that you wish to attend.  
(You will only be allowed into the meeting during the time listed)

My Schedule

March 08, 2022

Courses	Assignments	Due	Progress
MTH06E3 Summit Math 6 PA	9.04: Percent Tables 2	All Day	
SCI06E3 Summit Earth Science PA	SCI06E3 Summit Earth Science PA	All Day	
HST06 Summit American History Since 18...	10.06: Democracy Defended	All Day	
ENG06E3 Summit Language Arts 6 PA	6.17: Influential People Unit Review	All Day	

Events

- Math help**  
Class Connect | Required  
Session Type: Small Group  
8:15 AM - 8:55 AM
- ELA 6**  
Class Connect | Optional  
Session Type: Classroom  
9:00 AM - 9:30 AM

## Materials

Erie’s Public Schools provides all students with a District-owned Chromebook. If you are new to the district or do not have a Chromebook from your previous school, you may visit the main office at Emerson-Gridley and pick up a Chromebook. If you already own a computer or laptop of your own and do not want the responsibility of having a District-owned Chromebook, you are free to access Edgenuity through your own computer. Chromebooks that are not working can be switched out in the office for a new one, which may require a small fee.

**Students who come into the lab must bring their charged district chrome book and their charger.**

## State Assessments

All cyber students are required to take the PA Keystone Exams.

## Credit Breakdown

To receive full credit for a class, you must complete the required coursework with a D or above. Just as you need to earn 26 credits to graduate high school, you must also complete a prescribed number of credits to be categorized as having attained a certain grade level.

Here’s the breakdown of credits you need to earn in each grade to be eligible to move on to the next grade:

Grade	Credits
9th	0 - 6.0
10th	6.5 - 12.0
11th	12.5 - 18.0
12th	18.5 - 26

And here's a breakdown of credits by subject area you need to earn while you are in high school:

Subject	Number of credits
English	4.0
Math	4.0
Science	4.0
Social Studies	4.0 (.5 credit must be Government)
Physical Education	1.5
Electives	8.5
<b>Total needed</b>	<b>26</b>

## Pathways to Graduation

For graduating students, Pennsylvania's law, Act 158, requires students to show that they are aware of what happens after graduation and that they are ready for life after high school. Over the past few years, the state has asked schools to help graduating seniors demonstrate that they're ready for a career or for more education once they graduate. Things like the Keystone Exams and Career Readiness Portfolios are examples of activities which come to you from these laws. There are 5 pathways, outlined by the state, that lead to graduation.

**Pathway 1 (Keystone Proficiency)** –The first Pathway is through the Keystone Exams. Yes, the Keystones need to be taken no matter what, but now you don't have to worry as much about passing them. Pennsylvania has removed the requirement that says students **MUST** pass the Keystones. However, taking - and passing - the Keystones is the simplest way of meeting the new PA Graduation Requirements. Showing proficiency on all three Keystone Exams successfully completes one pathway to graduation.

**Pathway 2 (Composite Pathway)-** If the Keystones have been taken, but a student has not scored proficient in all three core subjects, Pennsylvania now offers a **Composite Pathway** to graduation. The Composite Pathway simply says that a student needs to score “Proficient” or “Advanced” on at least ONE (1) Keystone Exam. Have no “Below Basic” scores. Total scores from all three exams must be 4452 or higher. This is the second simplest pathway.

The remaining three pathways all start with passing the Algebra, Literature, and Biology requirements for Erie’s Public Schools. Then, once that is accomplished, the state will consider the student “career-ready” when you complete one of the following: the **Career/Tech Ed (CTE) Pathway**, the **Alternative Assessment Pathway**, or the **Evidence-Based Pathway**. Each of these options gives the student different possibilities, based on students’ interests, to demonstrate that the student is ready for life after high school. They range from a simple acceptance letter from a 4-year college to military enlistment, to a letter guaranteeing full-time employment upon obtaining a high school diploma.

**Pathway 3 (this pathway is usually for our CTE cyber students):** Pass English 10, Algebra I and Biology. Complete one of the following 3 options:

Obtain an industry-based certification in your CTE program (NOCTI)

Demonstrate high likelihood of success in approved competency assessments (verified by recommendation letter obtained from director of the CTE program)

Demonstrate readiness for continued education in the selected CTE program

**Pathway 4: Alternate Assessment.** Pass English 10, Algebra I and Biology. Complete one of the following 5 options:

Meet or exceed minimum score on one of the following exams: ACCT=21, ACT Work Keys= GOLD, ASVAB=31, PSAT/NMSQT=970, SAT=1010

Score 3 or higher on an approved AP or IB test

Pass dual enrollment courses in each Keystone subject

Pass a pre-apprentice program

Acceptance into an accredited 4-year nonprofit institution.

**Pathway 5: Evidence based Pathway.**

**Part A:** Pass English 10, Algebra I and Biology.

**Part B:** (Any 3 requirements but must have at least one from each part). Meet or exceed minimum score on one of the following exams: ACT WorkKeys=Silver, SAT subject test+630, Any AP/IB test=3, Successfully complete any dual enrollment course, Obtain an industry recognized credential (OSHA, food safety, CPR), Acceptance to an accredited nonprofit higher education program (community college, tech school, 2 year program)

**Part C:** Score proficient or advanced on 1 Keystone exam, Complete an approved community service program (minimum of 10 hours), Successfully complete an internship externship, or co-op program, MCAA compliance minimum 2.0 GPA, Letter guaranteeing full time employment after high school. (Minimum of 30 hours a week), Military Enlistment.

Our mission is to help students find a personal path to success. Teachers will review a graduation plan with you that outlines what you must accomplish in order to earn a diploma.

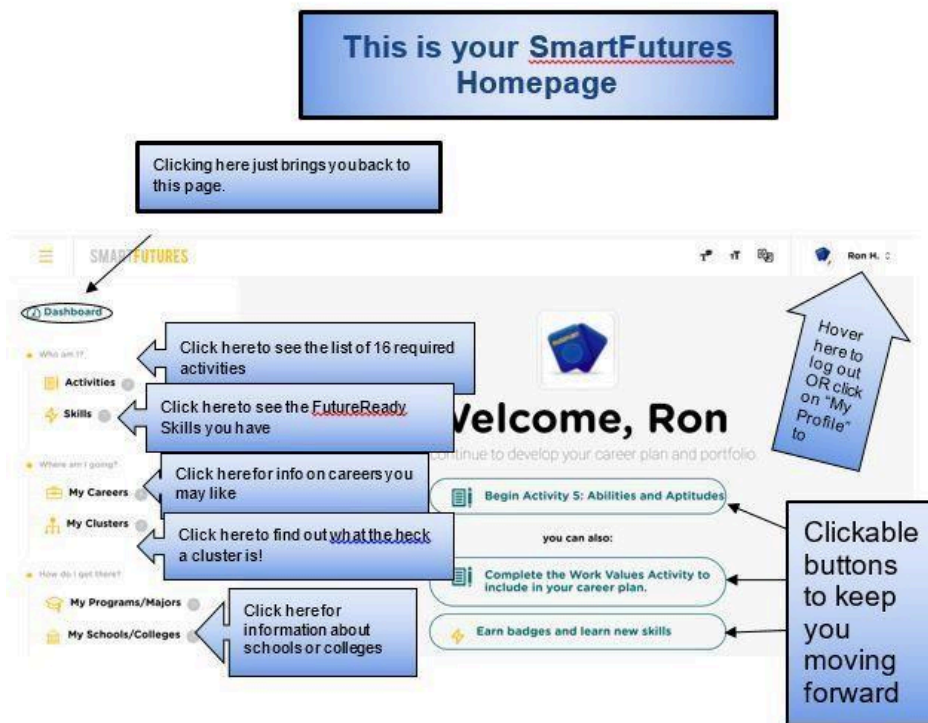
## Smart Futures

Smart Futures ([www.smartfutures.org](http://www.smartfutures.org)) is a K-12 career planning and portfolio platform that helps schools easily implement the Academic Standards for Career Education and Work that are now required by the state of Pennsylvania.

Not long ago, Pennsylvania became the first state in the country to require that all its high school graduates complete a personalized career plan and portfolio tied to K-12 career education benchmarks. These benchmarks, called the Pennsylvania Academic Standards for Career Education and Work (CEW Standards), provide the curriculum road map that assures that all students are prepared for 21st century success.

How does it work? Smart Futures provides a free online platform where students and teachers can work together to find, understand, and meet the expectations of Pennsylvania's standards for Career Education and Work. By navigating through the activities on the Smart Futures website, students can complete the portfolio of work Pennsylvania is looking for from its graduates. Teachers are on hand to help students complete the activities that ultimately reward the student with a portfolio of evidence to show they are armed with the tools commonly necessary for success in the world post-graduation, including a complete resume, cover letter-writing skills, career pathway awareness, and entry level knowledge and skills needed for entering the workforce.

As with most of your Cyber Choice Academy programming, all you'll need is your Chromebook to access the Smart Futures website. You will use Clever to log into your SmartFutures account. From there, your homeroom teachers will guide you through the steps outlined in the site to meet all 23 competencies across all four grade bands.



## Expectations - Code of Conduct

As a student of Erie's Public Schools and a member of the Cyber Choice Academy, you have a responsibility to conduct yourself with the same high standards of honesty and integrity as your peers who are in traditional classrooms. In addition to signing off on the policies and consequences outlined in the Erie's Public Schools Student Handbook and Code of Conduct, you must also sign the Cyber Choice Academy agreement as part of your enrollment process. We ask that you review the District's Student Handbook prior to enrolling in the Cyber Choice Academy. The handbook can be found at [eriesd.org/handbook](http://eriesd.org/handbook).

### IMPORTANT NOTES:


All students must enter the building through the metal detectors stationed at the front doors. In addition to the metal detector security measure, you may also be wanded and your personal belongings may be searched at this time. This is not punitive, but rather a safety precaution.

**Cellphone policy:** Per the Erie's Public School district policy, Students in grades 9 and 10 will have their cellphones collected during class time.




# Schoolwide Positive Behavior Interventions and Support (SWPBIS)

The Cyber Choice Academy and all programs located at Emerson-Gridley utilize Positive Behavior Intervention Support, a nationally recognized model used to improve school safety and promote positive behavior. PBIS also helps teachers, students, and staff review data and make informed decisions about expectations and develop appropriate consequences when those expectations are not met. PBIS calls for teachers to deliver lessons about behavior just as they would about any other subject: When students are aware of expectations and understand them, students are better equipped to meet the expectations. Behavior expectations are taught and acknowledged throughout the school year. Our behavior expectations are centered around three main concepts: being respectful, being responsible and being resilient.



## Emerson-Gridley: HS Expectations

	Classroom/ Lab	Hallway	Dining Hall	Bathroom	Zoom/Class Connect
<b>Be Respectful of the Learning Environment</b>	<ul style="list-style-type: none"> <li>• Be respectful of the learning of others</li> <li>• Use headphones</li> <li>• Save personal conversations for hallways or outside of class time</li> <li>• Speak respectfully to peers, faculty, and staff</li> <li>• Follow Cell Phone Policy</li> </ul>	<ul style="list-style-type: none"> <li>• Be considerate of others' personal space</li> <li>• Go directly to your destination and follow pass procedures</li> <li>• Use appropriate language and volume</li> <li>• Stay on your assigned floor</li> </ul>	<ul style="list-style-type: none"> <li>• Use manners</li> <li>• Use appropriate language</li> <li>• Clean up area before leaving</li> </ul>	<ul style="list-style-type: none"> <li>• Follow pass procedures (5 minutes and only two in a bathroom at a time)</li> <li>• Return quickly to designated area (go, flush, wash, return)</li> <li>• Honor the privacy of others</li> <li>• Bathrooms are to be used only during class time</li> </ul>	<ul style="list-style-type: none"> <li>• Sign up for Zoom/Class Connect assistance with your teacher when needed</li> <li>• Keep your camera on</li> <li>• Mute yourself</li> <li>• Be in a quiet location with ample work space</li> <li>• Answer the teacher when called upon</li> </ul>
<b>Be Responsible for your learning</b>	<ul style="list-style-type: none"> <li>• Use your time wisely</li> <li>• Stay at your desk or assigned area</li> <li>• Stay on target to finish your work                             <ul style="list-style-type: none"> <li>◦ Stride - Finish your daily plan</li> <li>◦ Edgenuity - 5 hours and 20 activities every day</li> </ul> </li> <li>• Actively participate in class, do class projects, use guided notes, and stay awake</li> <li>• Be organized. Have your school issued laptop and charging cord.</li> </ul>	<ul style="list-style-type: none"> <li>• Pick up after yourself and throw away trash</li> <li>• Follow hall pass procedures</li> <li>• Walk on the right side of the hall and in stairway</li> </ul>	<ul style="list-style-type: none"> <li>• Be on time</li> <li>• Know your lunch number</li> <li>• Stay seated</li> <li>• Report any problems, concerns, or unsafe situations to an adult</li> <li>• Clean up area before you leave</li> </ul>	<ul style="list-style-type: none"> <li>• Report any problems or concerns to an adult</li> <li>• Follow pass procedures (5 minutes and only two in the bathroom at a time)</li> <li>• Clean up after yourself-use garbage cans for trash</li> </ul>	<ul style="list-style-type: none"> <li>• Be on time</li> <li>• Participate in instruction</li> <li>• Attend required Zoom/Class Connect Sessions</li> <li>• Be prepared</li> <li>• Complete daily to do list and/or daily assignments and required hours</li> </ul>
<b>Be Resilient when classes get harder</b>	<ul style="list-style-type: none"> <li>• Keep trying do not give up</li> <li>• Ask for help or retakes &amp; attend extra help</li> <li>• Utilize Zoom/Class Connect Sessions</li> <li>• Utilize teacher extra help Zoom/Class Connect sessions</li> <li>• Use coping strategies</li> </ul>	<ul style="list-style-type: none"> <li>• Report any problems, concerns, or unsafe situations to an adult</li> <li>• Be aware of others &amp; your surroundings</li> <li>• Have patience when moving about the building</li> </ul>	<ul style="list-style-type: none"> <li>• Use non-violent problem-solving strategies</li> <li>• Wait quietly in line</li> </ul>	<ul style="list-style-type: none"> <li>• Be patient when waiting to use a pass</li> </ul>	<ul style="list-style-type: none"> <li>• Ask for help or retakes &amp; attend extra help, Zoom/Class Connects Sessions</li> <li>• Request extra lab hours/extra help sessions</li> </ul>



## Final Note

As a student enrolled in the Cyber Choice Academy, you are responsible for your own learning. If you are unable to log in to a course or to Edgenuity, if you are experiencing technical difficulties, or if you feel it's been too long since you've heard from someone at Emerson-Gridley about your progress, it is YOUR responsibility to proactively seek help to find a solution. We're here to help, and we're only a phone call or email away.

# Learning Coach (Parent or Guardian) Information

## GENERAL OVERVIEW

1. Once logged in, if you have multiple students in the cyber program you will need to click on the dropdown menu at the top of the page to toggle between student names.
2. This page will give you a general overview of what assignments are due that day.
3. To access each assignment, click on the assignment name. A popup will appear. Select “yes.”

ERIE'S CYBER CHOICE ACADEMY

Student's Name

Your Name

MYSTUDENTS

MY SCHEDULE

ATTENDANCE 43

ANNOUNCEMENTS

POWERED BY Stride Learning Solutions

Terms Privacy Copyright Accessibility Copyright © 2022 Stride. All Rights Reserved

Schedule Courses More

May 16, 2022 Select Date

Filter by Day Week

Courses	Assignments	Due	Progress
ENG06E3 Summit Languag...	<a href="#">8.11: Universal Experiences</a>	All Day	
HST06 Summit American H...	<a href="#">12.05: The Great Society</a>	All Day	
MTH06E3 Summit Math 6...	<a href="#">Interim Checkpoint 4</a>	All Day	
SCI06E3 Summit Earth Scie...	<a href="#">8.18: Your Choice</a>	All Day	

Events

- Math help  
Class Connect: Required  
Session Type: Small Group  
8:15 AM - 8:55 AM
- ELA 6  
Class Connect: Required  
Session Type: Classroom  
9:00 AM - 9:45 AM
- 6th Grade History  
Class Connect: Required  
Session Type: Classroom  
9:45 AM - 10:25 AM

4. The progress bar shows how much of the assignment has been completed. A bullet point means the assignment is not completed. A checkmark means the assignment is completed.

Interim Checkpoint 4

May 16, 2022 - May 16, 2022

Math 6 (MTH06E3 Summit Math 6 PA)

Due Jan 27, 2025 11:59 PM

50 % 1 of 2 required topics complete

Assessment

- Interim Checkpoint: Grade 6 Interim Checkpoint 4 - Part 1  
External Learning Tool  
Due May 16 at 11:59 PM
- Graded Assignment: Grade 6 Interim Checkpoint 4 - Part 2  
Assignment  
Due May 16 at 11:59 PM

Add a task...

# HOW TO CHECK MY STUDENT'S GRADES

1. After logging into the K-12 Stride website, click on "Courses."

ERIE'S CYBER CHOICE ACADEMY

Student's Name

Schedule **Courses** More ▾

May 16, 2022 < > Select Date ▾

Filter by Day Week ⓘ

Courses	Assignments	Due	Progress
ENG06E3 Summit Language...	8.11: Universal Experiences	All Day	📅
HST06 Summit American H...	12.05: The Great Society	All Day	📅
MTH06E3 Summit Math 6...	Interim Checkpoint 4	All Day	📅
SCI06E3 Summit Earth Scie...	8.18: Your Choice	All Day	📅

Events

- Math help  
Class Connect | Required  
Session Type: Small Group  
8:15 AM - 8:55 AM ▶
- ELA 6  
Class Connect | Required  
Session Type: Classroom  
9:00 AM - 9:45 AM ▶
- 6th Grade History  
Class Connect | Required  
Session Type: Classroom  
9:45 AM - 10:25 AM ▶

2. The grade column displays the student's current grade for that class. Click on the grade if you would like to see a more detailed breakdown of the grade.

ERIE'S CYBER CHOICE ACADEMY

Student's Name

Schedule **Courses** More ▾

Primary Homeroom Teacher: Tyler Abatta

Last Login: May 16, 2022 ⓘ

Courses	Grade	Progress	Overdue	Last Visited	Primary Teacher
6-8 Homeroom (Rossi and Abatta) 2 6-8 Homeroom (Rossi and Abatta) 2	N/A	N/A	0	N/A	Tyler Abatta
SCI06E3 Summit Earth Science PA Science 6 (SCI06E3 Summit Earth Science PA)	70.0% (C)	86.5%	0	5/13/22	Tyler Abatta
TCH080 Introduction to Middle School Game Design Intro to MS Game Design	N/A	9.2%	0	1/19/22	Tyler Abatta
MTH06E3 Summit Math 6 PA Math 6 (MTH06E3 Summit Math 6 PA)	73.7% (C)	89.7%	0	5/13/22	Tyler Abatta
HST06 Summit American History Since 1845 PA	80.1% (B)	75.7%	0	5/12/22	Tiffani Rossi

3. Scroll down to see the units that are included in the selected course. Click on the items to see specific scores. Click on feedback to read comments on that particular assignment.

The screenshot shows a course unit page with the following items:

- Unit 3** (Last Modified: Jan 24, 2022 12:11 PM)
  - ▶ Feedback
  - ▼ 14 Items (Last Modified: Jan 24, 2022 12:11 PM)
  - 3.06 Quiz: Animal Intelligence 3 (3 / 5 | D) (Last Modified: Jan 24, 2022 12:11 PM)
    - ▶ Feedback
  - 3.16 Graded Assignment: Presentation (exempted) (Exempt) (Not included in final grade) (Last Modified: Jan 24, 2022 10:02 AM)
    - ▶ Feedback
  - 3.14 Graded Assignment: Research Paper (52 / 60 | B)

## HOW TO SEE IF MY STUDENT HAS A SCHEDULED CLASS CONNECT

1. On the right side of your screen, you should see a list of scheduled Class Connects (like a Zoom).

The screenshot shows a student's dashboard with the following components:

- Header:** ERIE'S CYBER CHOICE ACADEMY, Student (dropdown), and user profile (Your name).
- Navigation:** MY STUDENTS, MY SCHEDULE, ATTENDANCE (29), ANNOUNCEMENTS.
- Table:**

Courses	Assignments	Due	Progress
HST06 Summit American H...	11.15: Your Choice	All Day	📅
ENG06E3 Summit Languag...	8.02: "Thank You Ma'am" (A)	All Day	📅
MTH06E3 Summit Math 6...	11.02: Surface Area	All Day	📅
SCI06E3 Summit Earth Scie...	8.09: Alternative Sources Part 1	All Day	📅
- Class Connect Schedule:**

**Your student's Class Connect schedule will appear here.**

  - Math help** (Class Connect: Required, Session Type: Small Group, 8:15 AM - 8:55 AM)
  - ELA 6** (Class Connect: Required, Session Type: Classroom, 9:00 AM - 9:45 AM)
  - 6th Grade History** (Class Connect: Required, Session Type: Classroom, 9:45 AM - 10:25 AM)
  - 6th grade meeting** (Class Connect: Required, Session Type: Small Group, 12:45 PM - 1:45 PM)

# HOW TO HELP MY STUDENT IMPROVE THEIR GRADE

1. After logging into the K-12 Stride website, click on “Courses.”

The screenshot shows the K-12 Stride website interface. At the top left, it says "ERIE'S CYBER CHOICE ACADEMY". Below that is a navigation menu with "MY STUDENTS", "MYSCHEDULE", "ATTENDANCE 43", and "ANNOUNCEMENTS". A sidebar on the left is powered by "Stride Learning Solutions" and includes links for "Terms", "Privacy", "Copyright", and "Accessibility". The main header area contains "Student's Name" and "Your Name". The "Courses" menu item is circled in red, with a red arrow pointing to it. Below the header, there's a date selector for "May 16, 2022" and a "Filter by" dropdown set to "Day". The main content area is divided into two sections: "Courses" and "Events". The "Courses" section has a table with columns for "Courses", "Assignments", "Due", and "Progress". The "Events" section lists upcoming sessions like "Math help", "ELA 6", and "6th Grade History".

Courses	Assignments	Due	Progress
ENG06E3 Summit Language Arts	8.11: Universal Experiences	All Day	
HST06 Summit American History	12.05: The Great Society	All Day	
MTH06E3 Summit Math 6	Interim Checkpoint 4	All Day	
SCI06E3 Summit Earth Science	8.18: Your Choice	All Day	

Events
<b>Math help</b> Class Connect   Required Session Type: Small Group 8:15 AM - 8:55 AM
<b>ELA 6</b> Class Connect   Required Session Type: Classroom 9:00 AM - 9:45 AM
<b>6th Grade History</b> Class Connect   Required Session Type: Classroom 9:45 AM - 10:25 AM

2. Click on the grade your student wants to improve.

The screenshot shows the K-12 Stride website interface with the "Courses" menu selected. The main header area contains "Student's Name" and "Your Name". Below the header, there's a date selector for "May 16, 2022" and a "Filter by" dropdown set to "Day". The main content area shows the "Primary Homeroom Teacher: Tyler Abatta" and "Last Login: May 16, 2022". Below that is a table with columns for "Courses", "Grade", "Progress", "Overdue", "Last Visited", and "Primary Teacher". A red arrow points to the "Grade" column. The table lists several courses with their respective grades and progress percentages.

Courses	Grade	Progress	Overdue	Last Visited	Primary Teacher
6-8 Homeroom (Rossi and Abatta) 2 6-8 Homeroom (Rossi and Abatta) 2	N/A	N/A	0	N/A	Tyler Abatta
SCI06E3 Summit Earth Science PA Science 6 (SCI06E3 Summit Earth Science PA)	70.0% (C)	86.5%	0	5/13/22	Tyler Abatta
TCH080 Introduction to Middle School Game Design Intro to MS Game Design	N/A	9.2%	0	1/19/22	Tyler Abatta
MTH06E3 Summit Math 6 PA Math 6 (MTH06E3 Summit Math 6 PA)	73.7% (C)	89.7%	0	5/13/22	Tyler Abatta
HST06 Summit American History Since 1865 PA	80.1% (B)	75.7%	0	5/12/22	Tiffani Rossi

3. Scroll down through the different units and click on items.

Assignments  
Quizzes  
Login History

**Graded Items**

**Unit 8**  
▶ Feedback Last Modified: May 4, 2022 8:31 AM  
▶ 1 Items Last Modified: May 4, 2022 8:31 AM

**Unit 7**  
▶ Feedback Last Modified: May 3, 2022 11:44 AM  
▶ 12 Items Last Modified: May 3, 2022 11:44 AM

**Unit 6**  
▶ Feedback Last Modified: Apr 4, 2022 3:00 PM

4. The grade for each item is displayed. Your student must then log into their K-12 account, go to that specific class, select content, and then type in the lesson number in the search bar on the left. This will bring up the lesson/assignment for them to complete.

**Unit 8**  
▶ Feedback Last Modified: May 4, 2022 8:31 AM  
▶ 1 Items Last Modified: May 4, 2022 8:31 AM

**Unit 7**  
▶ Feedback Last Modified: May 3, 2022 11:44 AM  
▼ 12 Items Last Modified: May 3, 2022 11:44 AM

7.18 Unit Test: The Secret Garden Part 1  
▶ Feedback Last Modified: May 3, 2022 11:44 AM 0 / 60 | F

7.18 Unit Test: The Secret Garden Part 2  
▶ Feedback Last Modified: May 3, 2022 11:44 AM 0 / 40 | F



# Cyber Choice Academy Student Checklist

---

I, the undersigned, understand that I am taking on the responsibility of being actively involved in my own education and learning process. By signing below I acknowledge that I understand my responsibilities and obligations as a student in this program, and I recognize and accept the necessary non-traditional elements of the Cyber Choice Academy.

- I understand that I am required to be logged into my K12/Stride account for a minimum of 5 hours per school day, while also maintaining progress by completing at least 20 activities per school day.
- I understand that my enrollment will be admitted on a probationary period of 3 weeks, during which I must meet my weekly standards for attendance and activities. Failure to do so will result in my being enrolled with Erie High School.
- I have been notified of the availability of lab & Class Connect sessions for extra help.
- I understand that having one week with 0 hours logged onto K12/Stride will result in me being required to attend in-person labs no less than two times per week.
- I understand that three consecutive weeks of not meeting the weekly standards for attendance and activities will result in me being required to attend in-person labs for 15 consecutive days
- I have been given a list of the cyber teachers with their contact information.
- I understand that it is my responsibility to keep track of my hours and ensure I am meeting my weekly standards for attendance and activities.
- I have completed the New Families Orientation.
- I understand I must make weekly contact via email, Class Connect , text with my homeroom teacher.
- I understand that I must adhere to the Erie School's Code of Conduct as well as the Cyber Choice Academy Code of Conduct.

Student: \_\_\_\_\_

School Staff: \_\_\_\_\_

Date: \_\_\_\_\_