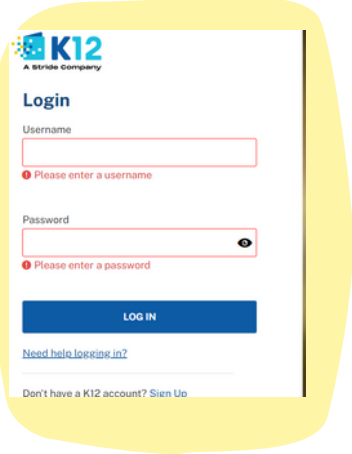




A Day In The Life of
an Elementary
Cyber Student:
Grades K-1



Log-in to:

www.K12.com

Please enter your username and password

NOTE: Your username is your District Id
Your password is your district password plus !

Example: Username: 123456

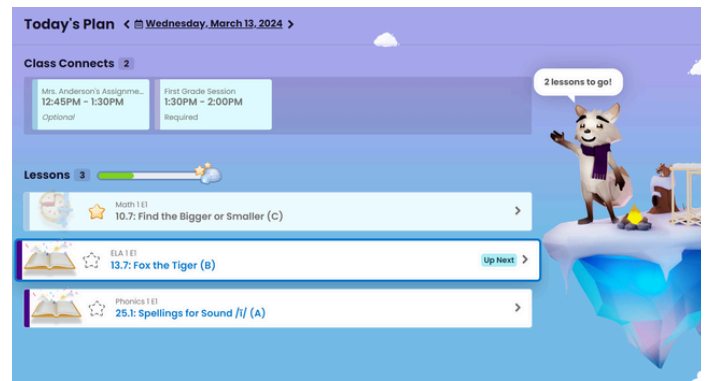
Password: Flower98!

Today's Plan:

This is your list of assignments to complete .

These assignments will be updated daily.

Please complete one assignment at a time and complete the whole lesson.



Note: The star will turn gold if the student has mastered and completed the lesson



Lesson Goals

- I can review what I learned about finding the bigger or smaller amounts in compare problems.
- I can show what I know about finding the bigger or smaller amounts in compare problems.

Begin The Assigned Lesson:

When you click on the first assignment the goals of the lesson will pop up first. Please note that the pictures and goals will change with each subject and each assignment.

Teacher Time:

Teacher time videos count toward your time. Please make sure you are watching these videos when you are working from home. These are explanations of what each lesson is about. **DO NOT SKIP THESE!**



Math Around you:

Math around you is a warm up for your brain. It should be a review. Please complete all assigned tasks.

Your Turn:

This section is where you will practice the topic of each lesson. Please complete all assigned tasks.



Try it:

This is where you pull out your assigned workbook and complete the assigned workbook page. Please keep your screen active during this portion to continue to log your minutes.



is time to practice math in Stride Skills Arcade. You
i practice for about 20 minutes. When you are
d, close the tab and return to your lessons.

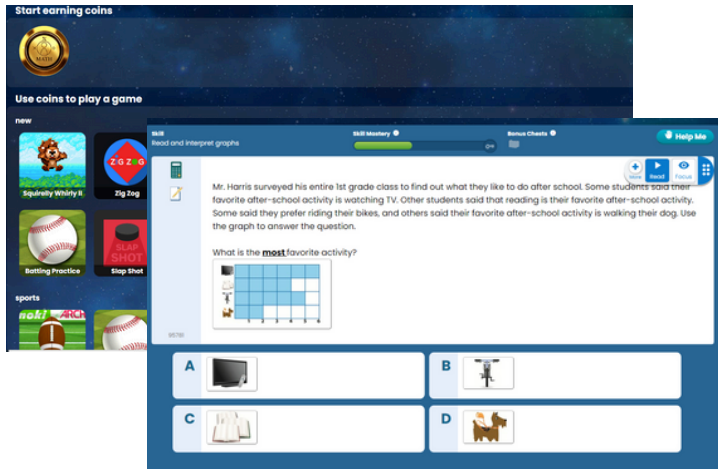
[Skills Arcade](#) [®]



Stride Arcade:

When you are assigned stride arcade please click on the blue link to open the session

Note: iPad users please click allow pop up.



Stride Arcade:

Stride Arcade is a game where students answer questions to earn coins. With these coins the students can then play games. The arcade is assigned about 2/3 times a week. When playing this, it counts toward the students time.

Please note: this can also be played for extra practice at any time .

Brain Break:

It is important to give your brain a break, Stride has them built in. completing these helps add to your time. If you feel like you need to get up and move or stretch this is a great point to do that.



Reading selection:

When you see the Book worm you can click on the blue link and it will take you to the story for the day. Please note you have a physical copy in the material box that was sent to your house.

If you are reading off line and in the book please keep your screen active to continue to log your time.



[Did you like this reading selection?
Fox the Tiger](#)



[Handwriting!](#)

[Zaner-Bloser Handwriting Book Grade 1](#)

[lined writing paper \(PDF\)](#)



Handwriting:

Each Language Arts Lesson will conclude with a handwriting activity. Please complete a few pages. Please remember to keep your screen active so that your time will be counted.

Wrap-up:

Each lesson will end with a wrap up. Here is where you show what you have learned.



Checkpoint

Checkpoint:

These are graded. These are to be completed with very little support from the learning coach.

Please Note: You have the ability to retake any checkpoint.

Mark Complete:

The learning coach will mark the assignments. They will fill in their username and password, after all assignments are complete.

Username: Learning coach username

Password: Epscyber814#

A screenshot of a web form. At the top, it says "The lesson is complete." with a green checkmark. Below that is "Enter Attendance (optional)" with a help icon. A note says "This lesson typically takes 60 minutes to complete." There is an "Attendance:" field with a minus button, "60", and a plus button, followed by "minutes". Below are "Username:" and "Password:" input fields. A blue "Submit" button with a checkmark is at the bottom. To the right is an illustration of three children playing instruments (drums, guitar, and a small instrument) with musical notes and confetti around them.

Class Connects 6

Mrs. Anderson's Assignme...
12:45PM - 1:30PM
Optional

First Grade Session
1:30PM - 2:00PM
Required

Mrs. Nyberg Assignment ...
1:30PM - 2:15PM
Optional

Ms. O'Briens Burst Group- ...
2:00PM - 2:30PM
Required

Class Connect Session:

Every day class connect sessions are scheduled. You will see at the top of your to-do list each day when you need to attend.

If you are working from home you **MUST** be on Class Connect.

Class connect also counts towards your daily time.

iPad Trouble-shooting Ideas:



Safari:

- When using Stride Please only use the browser
- Safari. Google Chrome is not as compatible with the iPads.



Restarting your iPad:

- To restart your iPad please hold the top button down until you see restart.
- Slide the arrow over and allow the iPad to rest.
- Restart it the same way.
- When in doubt- RESTART



Settings:

Please Make sure your settings are up to date.

- Click settings app
- Locate safari on the left hand side
- On the right locate the pop ups. This needs to be off . The button should be grey
- Scroll down further and select camera and microphone. Please select allow.

